

## PALCO 48V LOW VOLTAGE



- IT Consultare per istruzioni di installazioni aggiuntive.  
EN Consult relevant sources for instructions regarding additional installations.  
FR Consulter pour obtenir des instructions d'installation supplémentaires.  
DE Nachlesen, um weitere Installationsanweisungen zu erhalten.  
ES Consultar para conocer las instrucciones de instalación adicionales.  
NL Raadpleeg de aanvullende installatie-instructies.  
DA Se for yderligere instruktioner til installation.  
NO Konsultere for instruksjoner om ekstra installasjoner.  
SV Konsultera för ytterligare installationsanvisningar.  
RU Обратитесь к дополнительным инструкциям по установке.  
ZH 请参考附加安装说明  
AR استشر للحصول على إرشادات التركيب الإضافية.



- IT **Attenzione:**  
La sicurezza dell'apparecchio e' garantita solo con l'uso appropriato delle seguenti istruzioni; pertanto e' necessario conservarle.
- EN **Warning:**  
The safety of this fixture is guaranteed only if you comply with these instructions; remember to conserve in a safe place.
- FR **Attention:**  
La sécurité de l'appareil n'est garantie qu'en cas d'utilisation correcte des instructions suivantes; il faut par conséquent les conserver.
- DE **Achtung:**  
Die Sicherheit des Gerätes wird nur durch sachgemäße Befolgung nachstehender Anweisungen gewährleistet; ihre Aufbewahrung ist deshalb sehr wichtig.
- NL **Opgelet:**  
De veiligheid van de toestel is slechts dan gegarandeerd als indien de volgende instructies strikt worden toegepast: daarom moet men ze ook bewaren.
- ES **Atencion:**  
La seguridad del aparato se garantiza solo cumpliendo cuidadosamente las siguientes instrucciones; por ello, es necesario conservarlas.
- DA **Bemærk:**  
Sikkerheden ved brug af armaturet kan kun garanteres, hvis disse anvisninger følges; sørg derfor for at gemme dem.
- NO **Advarsel:**  
Sikkerheten til dette apparatet garanteres kun hvis du overholder disse instruksjonene; husk å oppbevare dem på et trygt sted.
- SV **Observera:**  
Utrustningens säkerhet kan endast garanteras om dessa anvisningar respekteras i detalj. Spara därför dessa anvisningar för framtida konsultation.
- RU **Внимание:**  
Мы гарантируем безопасную эксплуатацию изделия только при соблюдении следующих инструкций; с этой целью необходимо сохранить данную брошюру.
- ZH **警告:**  
为确保该装置安全，请遵守操作指示；并于安全场所放置。

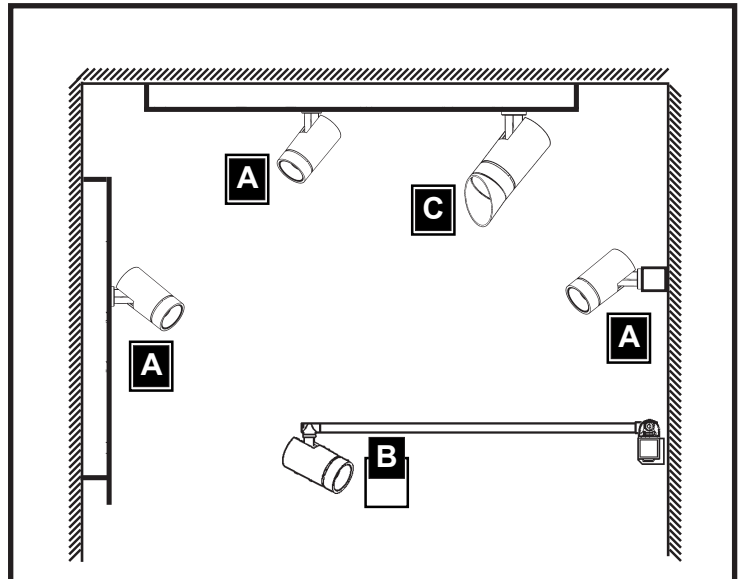
تحذير :

لا يمكن ضمان سلامة هذا الجهاز إلا إذا التزمت بهذه التعليمات. يجب حفظها في مكان آمن.




- IT N.B.: Durante l'installazione del sistema rispettare scrupolosamente le norme impiantistiche vigenti.
- EN N.B.: When installing the system, strictly comply with all regulations on installation in force.
- FR N.B.: Lors de l'installation du système veuillez respecter rigoureusement les normes en vigueur en la matière.
- DE N.B.: Beachten sie bei der installation des systems gewissenhaft die gültigen bestimmungen bezüglich der anlagentechnik.
- NL N.B.: Bij het installeren van het systeem moet u de geldende installatienormen strikt naleven.
- ES N.B.: Durante la instalación del sistema respetar e scrupulosamente las normas de instalación vigentes.
- DA N.B.: Under installation af systemet skal man nøje overholde de gældende regler for disse anlæg.
- NO N.B.: Ved installasjon av systemet skal alle forskrifter om installasjon som gjelder følges strengt.
- SV OBS.: Under installationen av systemet ska installationsföreskrifterna respekteras i detalj.
- RU примечание: в процессе монтажа системы строго соблюдайте национальные действующие нормативы по электропроводке.
- ZH 注意: 在安装系统时请遵守设备的安装规定。
- AR ملاحظة: أثناء تركيب النظام يجب التقيد بحرص بالنظم السائدة المتعلقة بالشبكة الكهربائية.

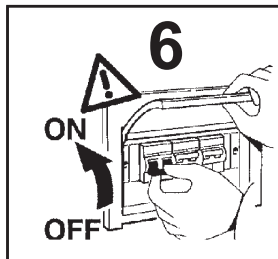
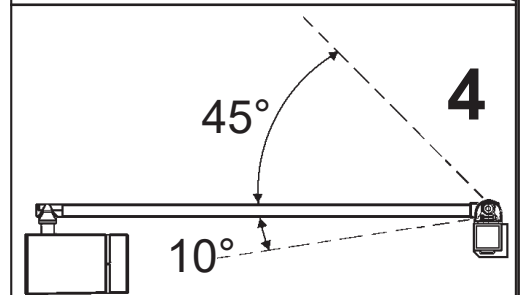
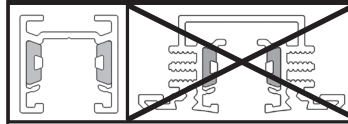
- IT N.B.: Per la sostituzione del LED contattare l'azienda iGuzzini.
- EN N.B.: For information on LED replacement please contact iGuzzini.
- FR N.B.: Pour procéder au remplacement de la LED, adressez-vous à la société iGuzzini.
- DE N.B.: Bezüglich des Austausches der LED kontaktieren Sie bitte die Firma iGuzzini.
- NL N.B.: Voor het vervangen van de LED neemt u contact op met het bedrijf iGuzzini.
- ES NOTA: Para sustituir el LED llame a la empresa iGuzzini.
- DA N.B.: For udskiftning af lysdioden, skal man kontakte iGuzzini.
- NO N.B.: For informasjon om skifte av LED, vennligst ta kontakt med iGuzzini.
- SV OBS! För byte av lysdioden, kontakta företaget iGuzzini.
- RU ПРИМЕЧАНИЕ: Для замены СИДов обращайтесь в компанию iGuzzini.
- ZH 注意: 如需LED更换的信息, 请联系iGuzzini
- AR تنبيه: لاستبدال الضوء LED اتصل بشركة iGuzzini



# INSTALLATION



# INSTALLATION



IT Da installare solo su binari posti al di fuori del volume di accessibilità  
 EN Only to be installed on tracks positioned outside the area required for access.  
 FR À installer uniquement sur rails posés hors du volume d'accessibilité  
 DE Nur auf schienen installieren, die ausserhalb des armbereichs verlaufen  
 NL Uitsluitend installeren op rails buiten het toegankelijke volume  
 ES Solo se debe instalar en railes colocados fuera del área de accesibilidad  
 DA Må kun installeres på spor anbragt uden for adgangsniveauet  
 NO Skal kun installeres på skinner plassert utenfor adgangsvolumet  
 SV För installation på spår som är placerade utanför åtkomstområdet  
 RU Для установки исключительно на светотехнические профили, установленные Вне зон лёгкой досягаемости  
 ZH 仅用于在无法接触到产品的情况下安装在轨道上

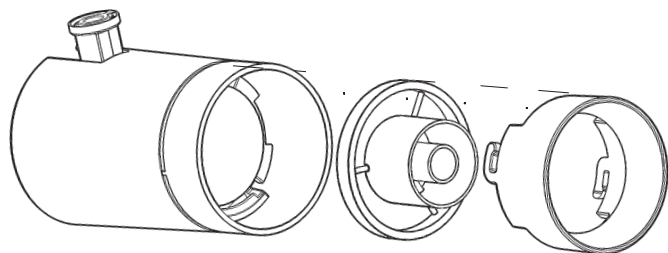
AR للتركيب فقط على سكك مثبتة خارج الحجم الممكن الوصول إليه

+ Art.


PRODUCT	Ø								
		MZ49	MZ52	MZ48	MZ51	MZ43	MZ45	MZ47	MZ50
A	19 mm	✗	✗	✗	✗	✗	✗	✗	✗
	37 mm	✓	✗	✓	✗	✓	✗	✓	✗
	51 mm	✗	✓	✗	✓	✗	✓	✗	✓
B	19 mm	✗	✗	✗	✗	✗	✗	✗	✗
	37 mm	✓	✗	✓	✗	✓	✗	✓	✗
C	51 mm	✗	✗	✗	✗	✗	✗	✗	✗



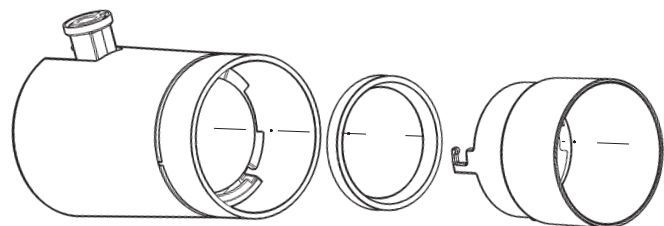

art.  
MZ49  
MZ52  
الصنف



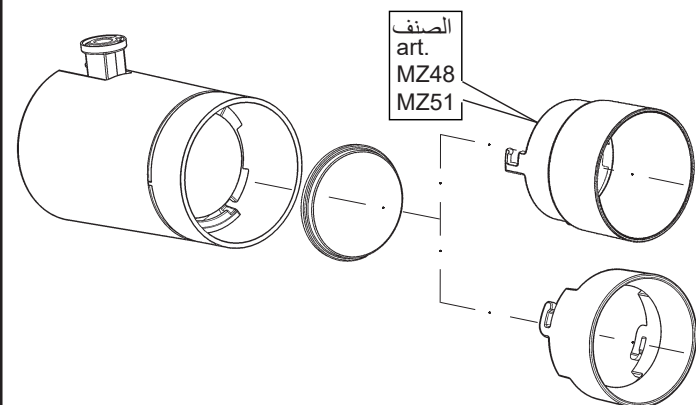

art.  
MZ43  
MZ45  
الصنف

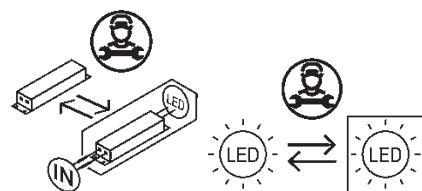


art.  
MZ48  
MZ51  
الصنف



art.  
MZ47  
MZ50  
الصنف





# ADDITIONAL INSTALLATION INSTRUCTIONS

IS21595/00 (13/03/2025)

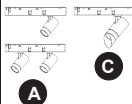
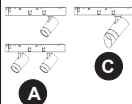
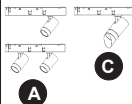
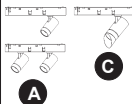
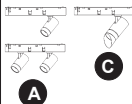
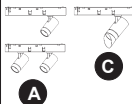
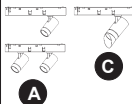
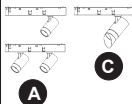
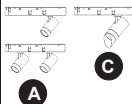
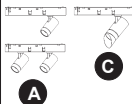
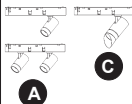
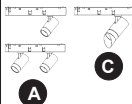
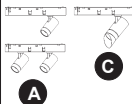
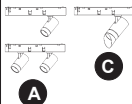
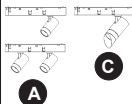
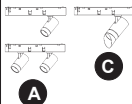
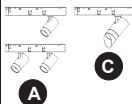
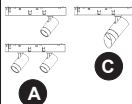
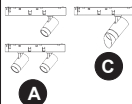
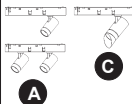
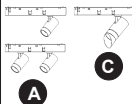
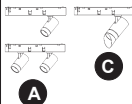
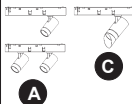
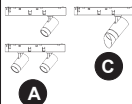
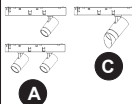
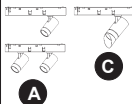
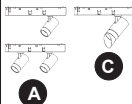
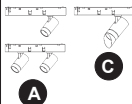
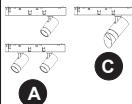
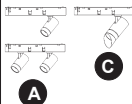
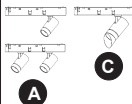
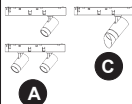
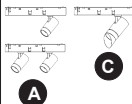
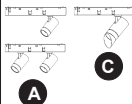
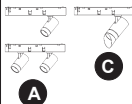
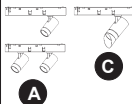
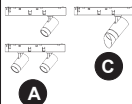
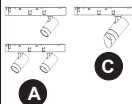
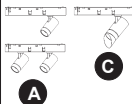
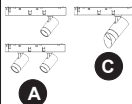
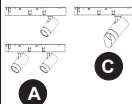
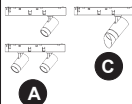
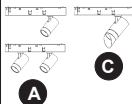
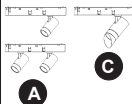
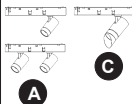
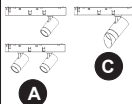
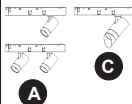
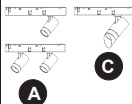
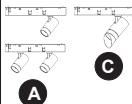
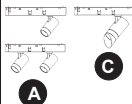
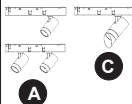
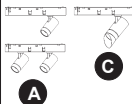
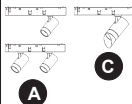
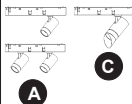
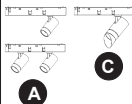
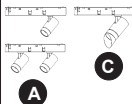
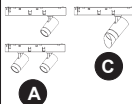
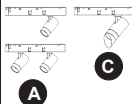
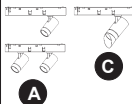
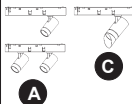
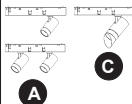
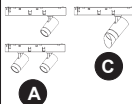
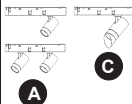
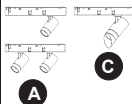
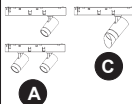
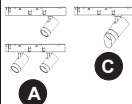
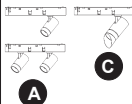
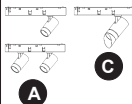
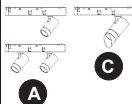
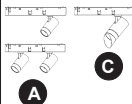
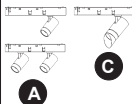
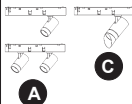
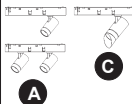
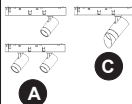
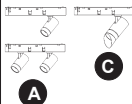
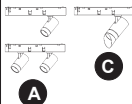
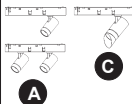
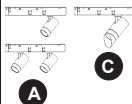
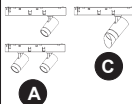
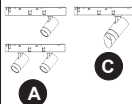
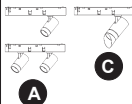
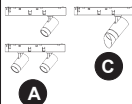
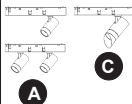
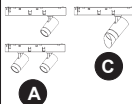
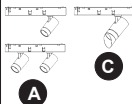
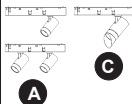
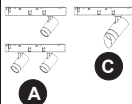
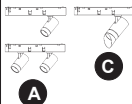
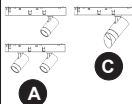
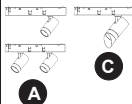
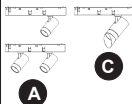
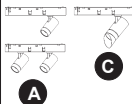
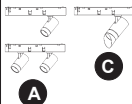
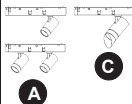
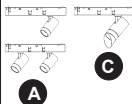
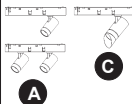
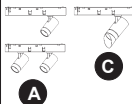
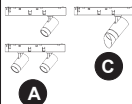
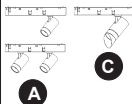
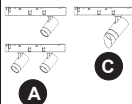
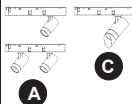
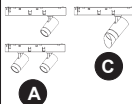
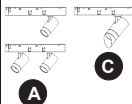
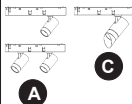
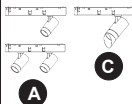
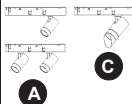
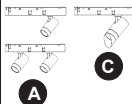
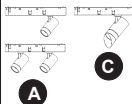
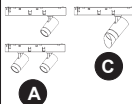
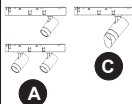
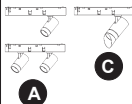
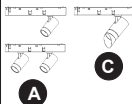
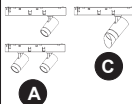
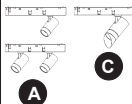
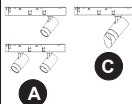
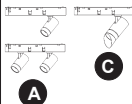
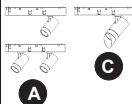
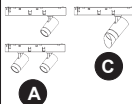
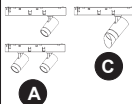
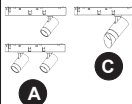
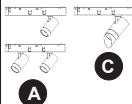
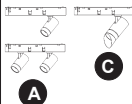
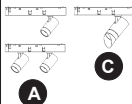
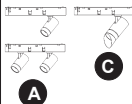
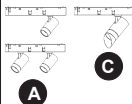
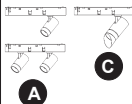
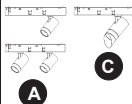
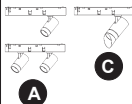
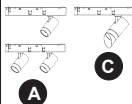
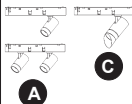
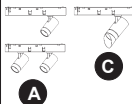
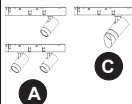
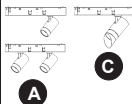
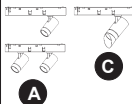
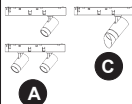
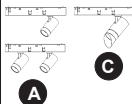
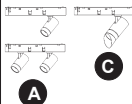
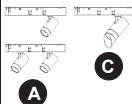
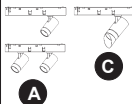
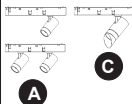
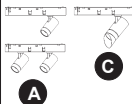
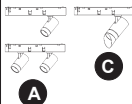
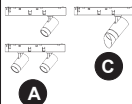
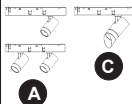
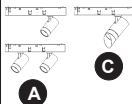
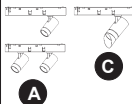
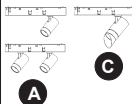
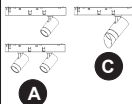
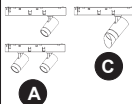
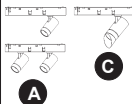
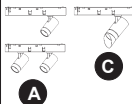
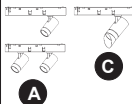
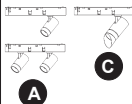
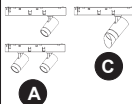
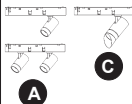
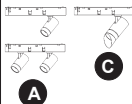
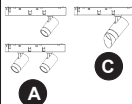
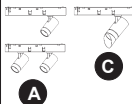
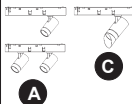
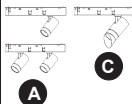
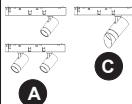
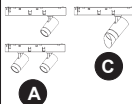
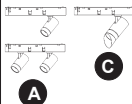
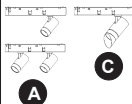
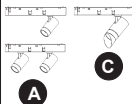
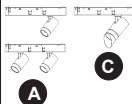
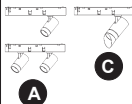
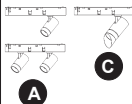
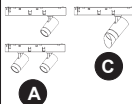
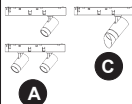
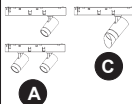
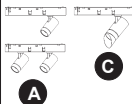
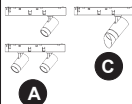
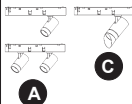
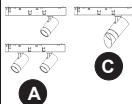
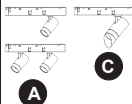
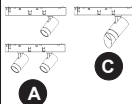
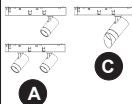
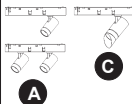
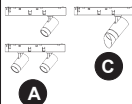
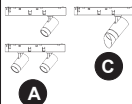
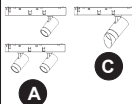
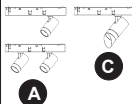
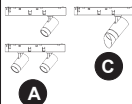
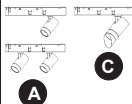
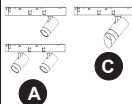
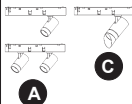
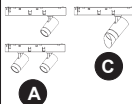
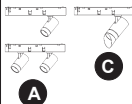
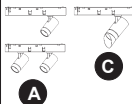
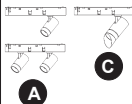
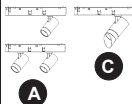
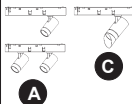
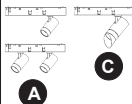
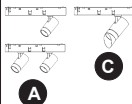
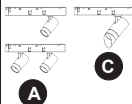
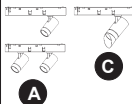
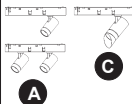
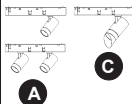
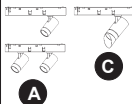
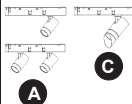
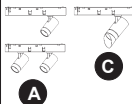
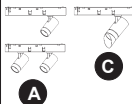
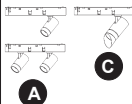
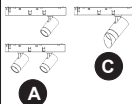
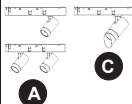
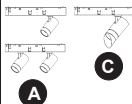
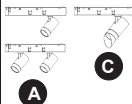
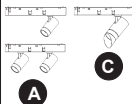
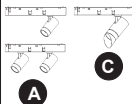
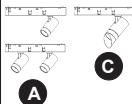
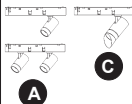
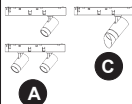
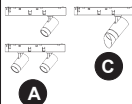
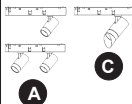
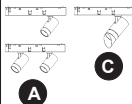
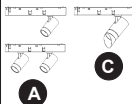
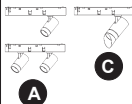
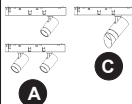
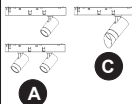
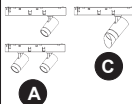
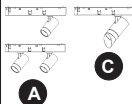
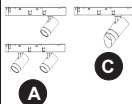
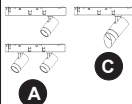
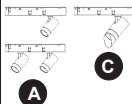
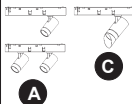
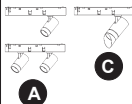
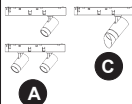
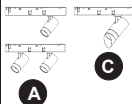
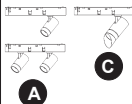
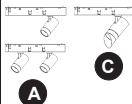
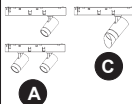
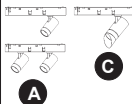
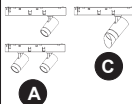
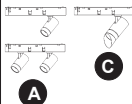
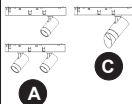
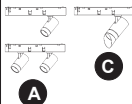
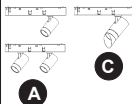
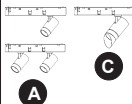
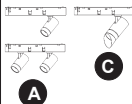
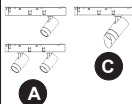
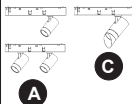
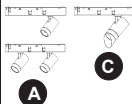
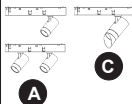
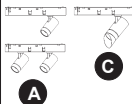
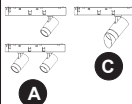
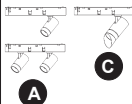
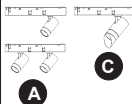
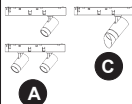
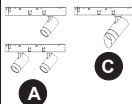
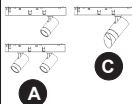
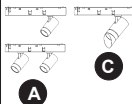
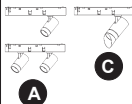
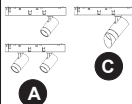
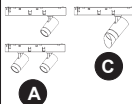
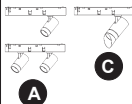
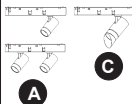
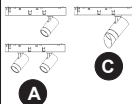
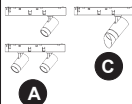
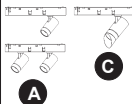
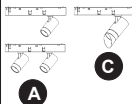
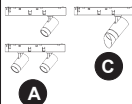
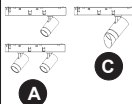
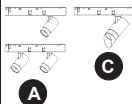
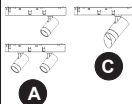
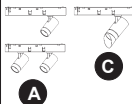
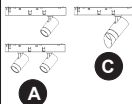
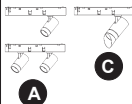
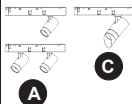
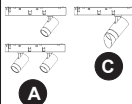
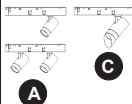
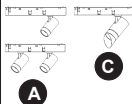
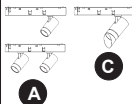
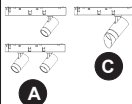
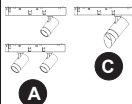
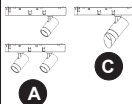
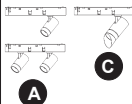
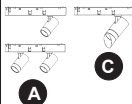
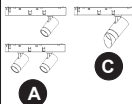
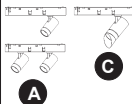
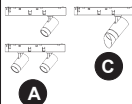
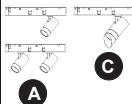
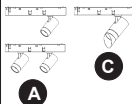
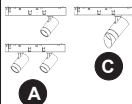
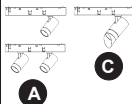
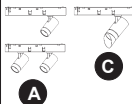
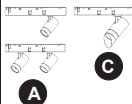
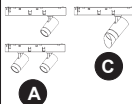
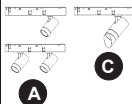
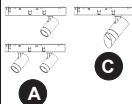
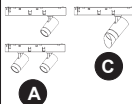
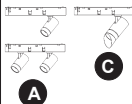
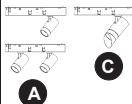
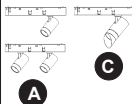
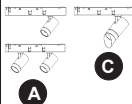
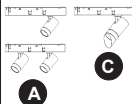
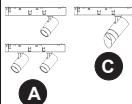
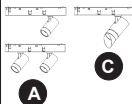
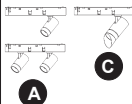
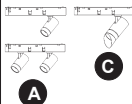
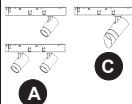
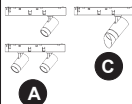
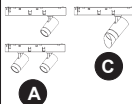
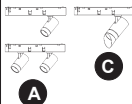
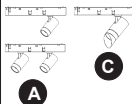
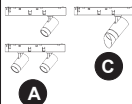
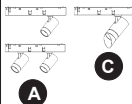
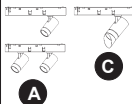
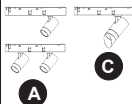
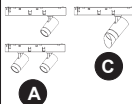
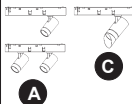
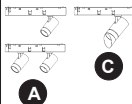
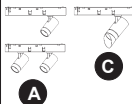
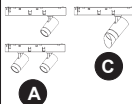
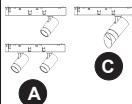
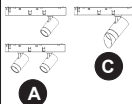
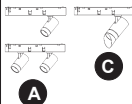
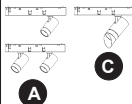
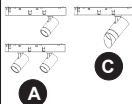
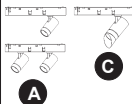
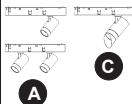
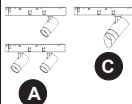
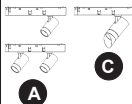
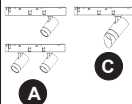
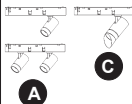
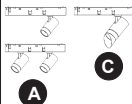
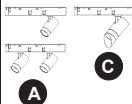
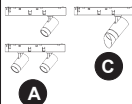
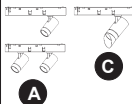
# iGuzzini

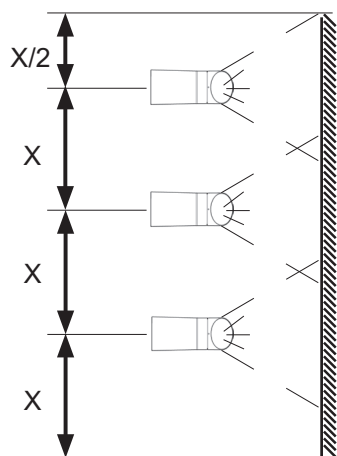
## PALCO LOW VOLTAGE 48V



OPTIC	PRODUCT	Ø
 SPOT	A	19 mm
		2x19 mm
		37 mm
		51 mm
 MEDIUM	A	19 mm
		2x19 mm
		37 mm
		51 mm
 WIDE FLOOD	B	19 mm
		37 mm
		51 mm
 WALL WASHER	C	37 mm
		51 mm

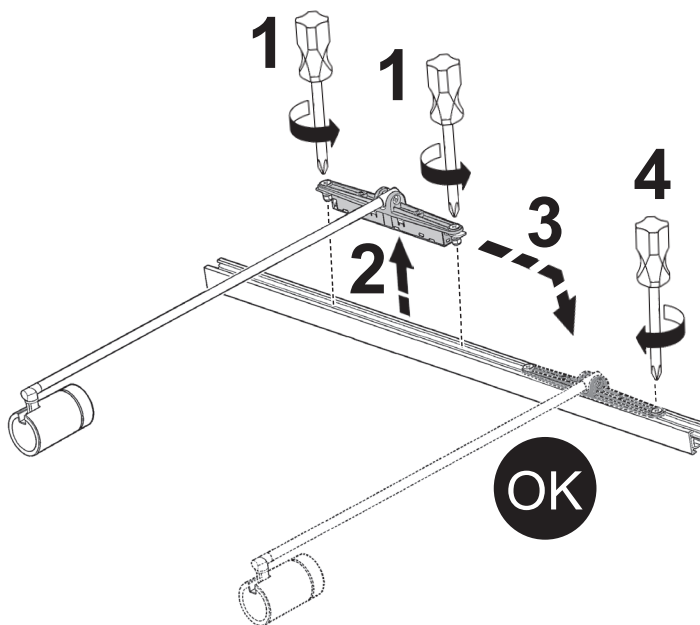
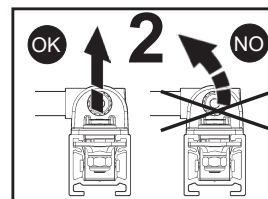
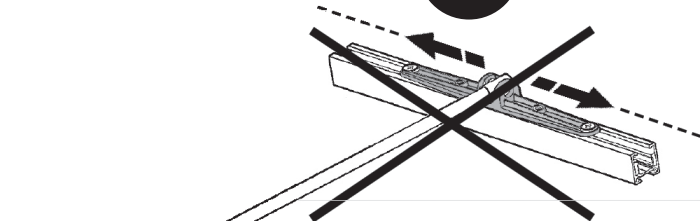
IT	IT funzionamento dei prodotti è garantito solo con l'utilizzo di binari ed accessori iGuzzini
EN	Correct product operation is only guaranteed if iGuzzini tracks and accessories are used.
FR	Le fonctionnement des produits n'est garanti qu'en cas d'utilisation de rails et accessoires iGuzzini
DE	Die Funktion der Produkte ist nur mit dem Einsatz von Schienen und Zubehör iGuzzini gewährleistet
NL	De werking van de producten wordt alleen gegarandeerd bij het gebruik van iGuzzini rails en accessoires.
ES	El funcionamiento de los productos se garantiza solamente si se utilizan railes y accesorios iGuzzini.
DA	Produktet er kun garanteret med brug af iGuzzini-skiner og -udstyr.
NO	Produktenes korrekte drift garanteres bare ved bruk av spor og tilbehør fra iGuzzini
SV	Produkternas funktion garanteras endast vid användning av spår och tillbehör från iGuzzini
RU	Функционирование продуктов гарантировано только при использовании бинариев и аксессуаров iGuzzini
ZH	此产品的正常运行只有在使用IGUZZINI的轨道及配件的情况下才可以保证
AR	يضمن عمل المنتجات فقط من خلال استعمال سكة ومعدات من نوع iGuzzini

PRODUCT TYPE	ADAPTER	TRACKS V= 48V ± 2V				
 A	 C					
 A	 C	 A	 C	 A	 C	 A
 A	 C	 A	 C	 A	 C	 A
 A	 C	 A	 C	 A	 C	 A
 A	 C	 A	 C	 A	 C	 A
 A	 C	 A	 C	 A	 C	 A
 A	 C	 A	 C	 A	 C	 A
 A	 C	 A	 C	 A	 C	 A
 A	 C	 A	 C	 A	 C	 A
 A	 C	 A	 C	 A	 C	 A
 A	 C	 A	 C	 A	 C	 A
 A	 C	 A	 C	 A	 C	 A
 A	 C	 A	 C	 A	 C	 A
 A	 C	 A	 C	 A	 C	 A
 A	 C	 A	 C	 A	 C	 A
 A	 C	 A	 C	 A	 C	 A
 A	 C	 A	 C	 A	 C	 A
 A	 C	 A	 C	 A	 C	 A
 A	 C	 A	 C	 A	 C	 A
 A	 C	 A	 C	 A	 C	 A
 A	 C	 A	 C	 A	 C	 A
 A	 C	 A	 C	 A	 C	 A
 A	 C	 A	 C	 A	 C	 A
 A	 C	 A	 C	 A	 C	 A
 A	 C	 A	 C	 A	 C	 A
 A	 C	 A	 C	 A	 C	 A
 A	 C	 A	 C	 A	 C	 A
 A	 C	 A	 C	 A	 C	 A
 A	 C	 A	 C	 A	 C	 A
 A	 C	 A	 C	 A	 C	 A
 A	 C	 A	 C	 A	 C	 A
 A	 C	 A	 C	 A	 C	 A
 A	 C	 A	 C	 A	 C	 A
 A	 C	 A	 C	 A	 C	 A
 A	 C	 A	 C	 A	 C	 A
 A	 C	 A	 C	 A	 C	 A
 A	 C	 A	 C	 A	 C	 A
 A	 C	 A	 C	 A	 C	 A
 A	 C	 A	 C	 A	 C	 A
 A	 C	 A	 C	 A	 C	 A
 A	 C	 A	 C	 A	 C	 A
 A	 C	 A	 C	 A	 C	 A
 A	 C	 A	 C	 A	 C	 A
 A	 C	 A	 C	 A	 C	 A
 A	 C	 A	 C	 A	 C	 A
 A	 C	 A	 C	 A	 C	 A
 A	 C	 A	 C	 A	 C	 A
 A	 C	 A	 C	 A	 C	 A
 A	 C	 A	 C	 A	 C	 A
 A	 C	 A	 C	 A	 C	 A
 A	 C	 A	 C	 A	 C	 A
 A	 C	 A	 C			



ART	L [ m ]	X max [ m ]	h [ m ]
Q652			
Q653			
QX09			
RC70			
RC71			
RC72			
024B			
025B			
026B			
027B			
028B			

## CHANGE POSITION



Carico dali / dali load  
Charge dali  
(Courant maxi admissible)  
Dali-last  
Dali vermogen  
Carga dali  
Dali strømstyrke  
Belastning for "dali"  
Dali-belastning

Макс. Ток системы dali с  
регуляцией интенсивности света  
DALI 智能调光系统允许的最大电流量  
DALI شحنة / DALI


Indirizzi dali  
Dali addresses  
Adresses dali  
Dali-adressen  
Dali adressen  
Direcciones dali  
Dali adresser  
Adresser til "dali"  
Dali-adresser

Логические адреса системы dali  
DALI智能调光系统计算机指定控制参数  
عناوين DALI

1 (2 mA)

1

Bluetooth  
version



ART.	corrente assorbita absorbed current courant absorbé Stromaufnahme stroomopname corriente absorbida absorberet strøm absorbert strøm tillförd ström поглощаемая мощность 电源电流 التيار الممتص (A)
Q622 - Q623 - Q624 - Q625 - Q642 - Q643 - Q648 - Q649 - QW88 - QW89 QX05 - QX10 - RC13 - RC14 - RC15 - RC16 - RC17 - RC18 - RC77 - RC78 RC79 - RL35 - RL36 - RL45 - RL48 - 034B - 035B - 036B - 037B - 038B - 939A 940A - 941A - 942A - 943A - 944A - 945A - 946A - 947A - 948A	0.07
Q626 - Q627 - Q628 - Q629 - QW90 - QW91 - RC19 - RC20 - RC21 - RC22 RC23 - RC24 - RL27 - RL28 - 949A - 950A - 951A - 952A - 953A - 954A - 955A 956A - 957A - 958A - 961A - 964A - 967A - 968A	0.11
Q650 - Q651 - QX11 - RE55 - RE56 - RE57 - RE58 - RE59 - RE60 - RC80 RC81 - RC82 - RG86 - RG87 - RG88 - RG89 - RG90 - RG91 - RL49 - 039B 040B - 041B - 042B - 043B - 044B - 045B - 046B - 047B - 048B - 049B - 050B 051B - 052B - 053B	0.17
QW43 - QW44 - QW45 - RC10 - RC11 - RC12 - 934A - 935A - 936A - 937A 938A	0.10
QW92 - QW93 - QW94 - QX06 - QX07 - Q630 - Q631 - Q632 - Q633 - Q634 Q635 - Q644 - Q645 - Q646 - Q647 - RC25 - RC26 - RC27 - RC28 - RC29 RC30 - RC31 - RC32 - RC33 - RL39 - RL40 - RL41 - RL46 - RL47 - 959A - 960A 961A - 962A - 963A - 964A - 965A - 966A - 967A - 968A - 969A - 970A - 971A 972A - 973A	0.19
QW95 - QW96 - QW97 - QX09 - Q636 - Q637 - Q638 - Q639 - Q640 - Q641 Q652 - Q653 - RC34 - RC35 - RC36 - RC37 - RC38 - RC39 - RC40 - RC41 RC42 - RC70 - RC71 - RC72 - RL42 - RL43 - RL44 - RL50 - 024B - 025B - 026B 027B - 028B - 974A - 975A - 976A - 977A - 978A - 979A - 980A - 981A - 982A 983A - 984A - 985A - 986A - 987A - 988A	0.32



2.510.091.01 IS10182/01

**IT** N.B.: Per la sostituzione del LED contattare l'azienda iGuzzini.

**EN** N.B.: For information on LED replacement please contact iGuzzini.

**FR** N.B.: Pour procéder au remplacement de la LED, adressez-vous à la société iGuzzini.

**DE** N.B.: Bezüglich des Austausches der LED kontaktieren Sie bitte die Firma iGuzzini.

**NL** N.B.: Voor het vervangen van de LED neemt u contact op met het bedrijf iGuzzini.

**ES** NOTA: Para sustituir el LED llame a la empresa iGuzzini.

**DA** N.B.: For udskiftning af lysdioden, skal man kontakte iGuzzini.

**NO** N.B.: For informasjon om skifte av LED, vennligst ta kontakt med iGuzzini.

**SV** OBS! För byte av lysdioden, kontakta företaget iGuzzini.

**RU** ПРИМЕЧАНИЕ: Для замены СИДов обращайтесь в компанию iGuzzini.

**ZH** 注意：如需LED更换的信息，请联系iGuzzini

**AR** تنبيه: لاستبدال الضوء LED اتصل بشركة iGuzzini

**IT** Non fissare la sorgente luminosa durante il suo funzionamento

**EN** Do not stare at the operating lighting source

**FR** Ne pas fixer la source lumineuse lorsqu'elle est allumée

**DE** Die Lichtquelle nicht über längere Zeit mit dem Blick fixieren

**NL** Bevestig de lichtbron niet terwijl deze in werking is

**ES** No mire directamente a la fuente luminosa durante el funcionamiento

**DA** Fastgør ikke lyskilden under dens drift

**NO** Se ikke direkte på lyskilden når den er i funksjon

**SV** Fäst inte ljuskällan medan den är i funktion

**RU** Не смотрите на источник света во время его функционирования

**ZH** 请勿注视亮着的光源。

**AR** يجب عدم محاولة تثبيت المصدر الضوئي في أثناء تشغيله.



iGuzzini

**IT** L'apparecchio dovrebbe essere posizionato in modo che non sia prevista un'osservazione prolungata dell'apparecchio ad una distanza inferiore di 2 m

**EN** The luminaire should be positioned so that prolonged staring into the luminaire at a distance closer than 2 m is not expected.

**FR** Il faudrait placer l'appareil de manière à ce qu'aucune observation prolongée de l'appareil ne soit possible à moins de 2 m de distance

**DE** Das Gerät so positionieren, dass der Anwender nicht über längere Zeit aus weniger als 2 m Abstand angestrahlt wird.

**NL** Het apparaat moet zodanig geplaatst worden dat er geen langdurige observatie van het apparaat te voorzien is op een afstand van minder dan 2 m

**ES** El aparato debe emplazarse de manera tal que la observación prolongada se realice a una distancia de al menos 2 m

**DA** Apparatet skal placeres på et sted, så der ikke kræves en forlængerledning, der er længere end 2 meter

**NO** Apparatet bør plasseres slik at man ikke behøver å se på det i lengre tid på mindre avstand enn 2 m

**SV** Apparatet bör plasseras slik at man ikke behøver å se på det i längre tid på mindre avstånd enn 2 m

**RU** Прибор следует установить так, чтобы не смотреть на него продолжительное время, если расстояние не достигает 2 м.

**ZH** 灯具应按照该种方式安置，以确保其在 2 米以内的距离中可以长时间地不被发现

**AR** يجب وضع الجهاز في مكان، بحيث يؤخذ بعين الاعتبار عدم توفر إمكانية مراقبة الجهاز لفترة طويلة، من مسافة أقل من 2 متر.

2.510.091.01 IS10182/01

**IT** N.B.: Per la sostituzione del LED contattare l'azienda iGuzzini.

**EN** N.B.: For information on LED replacement please contact iGuzzini.

**FR** N.B.: Pour procéder au remplacement de la LED, adressez-vous à la société iGuzzini.

**DE** N.B.: Bezüglich des Austausches der LED kontaktieren Sie bitte die Firma iGuzzini.

**NL** N.B.: Voor het vervangen van de LED neemt u contact op met het bedrijf iGuzzini.

**ES** NOTA: Para sustituir el LED llame a la empresa iGuzzini.

**DA** N.B.: For udskiftning af lysdioden, skal man kontakte iGuzzini.

**NO** N.B.: For informasjon om skifte av LED, vennligst ta kontakt med iGuzzini.

**SV** OBS! För byte av lysdioden, kontakta företaget iGuzzini.

**RU** ПРИМЕЧАНИЕ: Для замены СИДов обращайтесь в компанию iGuzzini.

**ZH** 注意：如需LED更换的信息，请联系iGuzzini

**AR** تنبيه: لاستبدال الضوء LED اتصل بشركة iGuzzini

**IT** Non fissare la sorgente luminosa durante il suo funzionamento

**EN** Do not stare at the operating lighting source

**FR** Ne pas fixer la source lumineuse lorsqu'elle est allumée

**DE** Die Lichtquelle nicht über längere Zeit mit dem Blick fixieren

**NL** Bevestig de lichtbron niet terwijl deze in werking is

**ES** No mire directamente a la fuente luminosa durante el funcionamiento

**DA** Fastgør ikke lyskilden under dens drift

**NO** Se ikke direkte på lyskilden når den er i funksjon

**SV** Fäst inte ljuskällan medan den är i funktion

**RU** Не смотрите на источник света во время его функционирования

**ZH** 请勿注视亮着的光源。

**AR** يجب عدم محاولة تثبيت المصدر الضوئي في أثناء تشغيله.



iGuzzini

**IT** L'apparecchio dovrebbe essere posizionato in modo che non sia prevista un'osservazione prolungata dell'apparecchio ad una distanza inferiore di 2 m

**EN** The luminaire should be positioned so that prolonged staring into the luminaire at a distance closer than 2 m is not expected.

**FR** Il faudrait placer l'appareil de manière à ce qu'aucune observation prolongée de l'appareil ne soit possible à moins de 2 m de distance

**DE** Das Gerät so positionieren, dass der Anwender nicht über längere Zeit aus weniger als 2 m Abstand angestrahlt wird.

**NL** Het apparaat moet zodanig geplaatst worden dat er geen langdurige observatie van het apparaat te voorzien is op een afstand van minder dan 2 m

**ES** El aparato debe emplazarse de manera tal que la observación prolongada se realice a una distancia de al menos 2 m

**DA** Apparatet skal placeres på et sted, så der ikke kræves en forlængerledning, der er længere end 2 meter

**NO** Apparatet bør plasseres slik at man ikke behøver å se på det i lengre tid på mindre avstand enn 2 m

**SV** Apparatet bör plasseras slik at man ikke behøver å se på det i längre tid på mindre avstånd enn 2 m

**RU** Прибор следует установить так, чтобы не смотреть на него продолжительное время, если расстояние не достигает 2 м.

**ZH** 灯具应按照该种方式安置，以确保其在 2 米以内的距离中可以长时间地不被发现

**AR** يجب وضع الجهاز في مكان، بحيث يؤخذ بعين الاعتبار عدم توفر إمكانية مراقبة الجهاز لفترة طويلة، من مسافة أقل من 2 متر.

2.510.091.01 IS10182/01

**IT** N.B.: Per la sostituzione del LED contattare l'azienda iGuzzini.

**EN** N.B.: For information on LED replacement please contact iGuzzini.

**FR** N.B.: Pour procéder au remplacement de la LED, adressez-vous à la société iGuzzini.

**DE** N.B.: Bezüglich des Austausches der LED kontaktieren Sie bitte die Firma iGuzzini.

**NL** N.B.: Voor het vervangen van de LED neemt u contact op met het bedrijf iGuzzini.

**ES** NOTA: Para sustituir el LED llame a la empresa iGuzzini.

**DA** N.B.: For udskiftning af lysdioden, skal man kontakte iGuzzini.

**NO** N.B.: For informasjon om skifte av LED, vennligst ta kontakt med iGuzzini.

**SV** OBS! För byte av lysdioden, kontakta företaget iGuzzini.

**RU** ПРИМЕЧАНИЕ: Для замены СИДов обращайтесь в компанию iGuzzini.

**ZH** 注意：如需LED更换的信息，请联系iGuzzini

**AR** تنبيه: لاستبدال الضوء LED اتصل بشركة iGuzzini

**IT** Non fissare la sorgente luminosa durante il suo funzionamento

**EN** Do not stare at the operating lighting source

**FR** Ne pas fixer la source lumineuse lorsqu'elle est allumée

**DE** Die Lichtquelle nicht über längere Zeit mit dem Blick fixieren

**NL** Bevestig de lichtbron niet terwijl deze in werking is

**ES** No mire directamente a la fuente luminosa durante el funcionamiento

**DA** Fastgør ikke lyskilden under dens drift

**NO** Se ikke direkte på lyskilden når den er i funksjon

**SV** Fäst inte ljuskällan medan den är i funktion

**RU** Не смотрите на источник света во время его функционирования

**ZH** 请勿注视亮着的光源。

**AR** يجب عدم محاولة تثبيت المصدر الضوئي في أثناء تشغيله.



iGuzzini

**IT** L'apparecchio dovrebbe essere posizionato in modo che non sia prevista un'osservazione prolungata dell'apparecchio ad una distanza inferiore di 2 m

**EN** The luminaire should be positioned so that prolonged staring into the luminaire at a distance closer than 2 m is not expected.

**FR** Il faudrait placer l'appareil de manière à ce qu'aucune observation prolongée de l'appareil ne soit possible à moins de 2 m de distance

**DE** Das Gerät so positionieren, dass der Anwender nicht über längere Zeit aus weniger als 2 m Abstand angestrahlt wird.

**NL** Het apparaat moet zodanig geplaatst worden dat er geen langdurige observatie van het apparaat te voorzien is op een afstand van minder dan 2 m

**ES** El aparato debe emplazarse de manera tal que la observación prolongada se realice a una distancia de al menos 2 m

**DA** Apparatet skal placeres på et sted, så der ikke kræves en forlængerledning, der er længere end 2 meter

**NO** Apparatet bør plasseres slik at man ikke behøver å se på det i lengre tid på mindre avstand enn 2 m

**SV** Apparatet bör plasseras slik at man ikke behøver å se på det i längre tid på mindre avstånd enn 2 m

**RU** Прибор следует установить так, чтобы не смотреть на него продолжительное время, если расстояние не достигает 2 м.

**ZH** 灯具应按照该种方式安置，以确保其在 2 米以内的距离中可以长时间地不被发现

**AR** يجب وضع الجهاز في مكان، بحيث يؤخذ بعين الاعتبار عدم توفر إمكانية مراقبة الجهاز لفترة طويلة، من مسافة أقل من 2 متر.





- I** Istruzioni per le operazioni di servizio per l'apparecchio di illuminazione  
**GB** Instructions on luminare service operations  
**F** Instructions pour les opérations de service du luminaire  
**D** Wartungsanleitung für die Leuchte  
**NL** Instructies voor de onderhoudsoperaties op de verlichtingsarmatuur  
**E** Instrucciones para las operaciones de servicio del aparato de alumbrado  
**DK** Anvisninger i serviceindgreb på belysningsarmatur  
**N** Anvisninger for betjening av lysapparatet  
**S** Instruktioner för användning av belysningsanordningen  
**RUS** Инструкции по эксплуатации осветительного прибора  
**CN** 照明装置检修操作说明

**Sostituire la lampada parzialmente esausta**  
 Replace the partly exhausted lamp  
 Remplacer la lampe partiellement épuisée  
 Die teilweise erschöpfte Lampe austauschen  
 Vervang de gedeeltelijk lege lamp  
 Sustituir la lámpara parcialmente agotada  
 Udskift den delvist udtjente pære  
 Skifte ut den delvis utbrente lyspæren  
 Byt ut den delvis förbrukade lampan  
 Замена частично отработавшей лампочки  
 更换部分老化的灯泡



**Spegnimento**  
 Switch it off  
 Extinction  
 Ausschaltung  
 Uitschakeling  
 Apagado  
 Slukning  
 Slukking  
 Släckning  
 Выключение  
 关灯

**Interrompere l'alimentazione dell'apparecchio**  
 Cut the power supply to the luminaire  
 Couper l'alimentation du luminaire  
 Stromversorgung der Leuchte unterbrechen  
 Onderbreuk de voeding van het apparaat  
 Interrumpir la alimentación del aparato  
 Afbryd armaturets strømforsyning  
 Avbryte strømtilførselen til apparatet  
 Koppla från anordningens strömförsörjning  
 Отключить электропитание прибора  
 中断装置供电



**Aprire l'apparecchio**  
 Open the fixture  
 Ouvrir le luminaire  
 Das Gerät öffnen  
 Open het apparaat  
 Abrir el aparato  
 Åbn armaturet  
 Åpne apparatet  
 Öppna anordningen  
 Раскрыть прибор  
 打开装置



**Rimuovere la lampada esausta**  
 Remove the exhausted lamp  
 Retirer la lampe épuisée  
 Die alte Lampe entnehmen  
 Verwijder de lege lamp  
 Quitar la lámpara agotada  
 Tag den udtjente pære ud  
 Fjerne den utbrente lyspæren  
 Ta bort den förbrukade lampan  
 Вынуть старую лампочку  
 取出老化的灯泡

**Portarla in un centro di riciclaggio**  
 Carry it to a recycling centre  
 La porter dans une déchetterie pour son recyclage  
 Ordnungsgemäß entsorgen  
 Breng de lamp naar een recyclingcentrum  
 Llevarla a un centro de reciclaje  
 Aflever den på en genbrugsstation  
 Lever den til en miljøstasjon  
 Lämna in den till en återvinningsanläggning  
 Сдать ее в пункт приема утильсырья  
 将其送往回收中心



**Inserire la nuova lampada**  
 Introduce the new lamp  
 Installer la lampe neuve  
 Die neue Lampe einsetzen  
 Doe de nieuwe lamp op zijn plek  
 Montar la nueva lámpara  
 Sæt den nye pære i  
 Sette i den nye pæren  
 Sätt i den nya lampan  
 Вставить новую лампочку  
 装入新灯泡

**Inserire la nuova lampada nel portalampada**  
 Fit the new lamp into the socket  
 Installer la nouvelle lampe dans le support de lampe  
 Die neue Lampe in den Sockel einsetzen  
 Doe de nieuwe lamp in de lamphouder  
 Montar la nueva lámpara en el portalámpara  
 Sæt den nye pære i fatningen  
 Sette den nye pæren inn i lampeholderen  
 Sätt i den nya lampan i lamphållaren  
 Вставить новую лампочку в патрон  
 将新灯泡插入灯泡架中



**Riposizionare ottica**  
 Re-place the optic  
 Remettre l'optique à sa place  
 Die Optik wieder einsetzen  
 Doe de optiek weer op zijn plaats  
 Volver a montar la óptica  
 Sæt den optiske enhed på plads  
 Innstille linsen  
 Flytta om optiken  
 Отрегулировать линзы  
 重新定位光头



**Effettuare prova di funzionamento**  
 Perform operative test  
 Procéder à un essai de fonctionnement  
 Eine Funktionsprüfung durchführen  
 Controleer de correcte werking  
 Hacer una prueba de funcionamiento  
 Afprøv funktionen  
 Prove om den fungerer  
 Utför funktionstest  
 Выполнить проверку исправности работы  
 执行功能测试



<p>I Istruzioni per la pulizia dell'apparecchio di illuminazione</p> <p>GB Instructions on luminaire cleaning operations</p> <p>F Instructions pour le nettoyage du luminaire</p> <p>D Anweisungen zur Reinigung der Leuchte</p> <p>NL Instructies voor de reiniging van de verlichtingsarmatuur</p> <p>E Instrucciones para limpiar el aparato de alumbrado</p> <p>DK Anvisninger i rengøring af belysningsarmaturet</p> <p>N Anvisninger for rengjøring av lysapparatet</p> <p>S Instruktioner för rengöring av belysningsanordningen</p> <p>RUS Инструкции по чистке осветительного прибора</p> <p>CN 照明装置清洁说明</p>			
<p>Pulire l'apparecchio Clean the fixture Nettoyer le luminaire Das Gerät reinigen Reinig het apparaat Limpiar el aparato Rengør armaturet Rengjøre apparatet Rengör anordningen Чистка прибора 清洁装置</p> 	<p>Spegningto Switch it off Extinction Ausschaltung Uitschakeling Apagado Slukning Slukking Släckning Выключение 关灯</p> <p>Interrompere l'alimentazione dell'apparecchio Cut the power supply to the luminaire Couper l'alimentation du luminaire Stromversorgung der Leuchte unterbrechen Onderbreek de voeding van het apparaat Interrumpir la alimentación del aparato Afbryd armaturets strømforsyning Avbryt strømtilførselen til apparatet Koppla från anordningens strömförsörjning Отключить электропитание прибора 中断装置供电</p> 	<p>Spolverare l'ottica esterna Remove dust from the external optic Dépoussiérer l'optique extérieure Die externe Optik abstauben Stof de externe optiek af Quitar el polvo de la óptica exterior Tør støvet af den udvendige optiske enhed Fjerne støv fra den eksterne lysenheden Damma av den yttre optiken Вытереть пыль с внешней стороны линз 为外侧光头掸尘</p> 	<p>Lavare l'ottica esterna Wash the external optic Laver l'optique extérieure Die externe Optik waschen Was de externe optiek Lavar la óptica exterior Vask den udvendige optiske enhed Vaske den eksterne lysenheden Rengör den yttre optiken Вымыть линзы с внешней стороны 清洁外光头</p> 
<p>Rimuovere l'ottica Remove the optic Retirer l'optique Die Optik abnehmen Verwijder de optiek Quitar la óptica Tag den optiske enhed af Fjerne lysenheden Ta bort optiken Снять линзы 取下光头</p> 	<p>Pulire la parte interna dell'apparecchio di illuminazione Clean the inside of the fixture Nettoyer l'intérieur du luminaire Die Innenseite der Leuchte reinigen Reinig de binnenzijde van de verlichtingsarmatuur Limpiar el interior del aparato de alumbrado Rengør belysningsarmaturets indvendige dele Rengjøre lysapparatet innvendig Rengör belysningsanordningen invändigt Протереть осветительный прибор изнутри 清洁照明装置内部</p> 	<p>Riposizionare ottica Re-place the optic Remettre l'optique à sa place Die Optik wieder einsetzen Doe de optiek weer op zijn plaats Volver a montar la óptica Sæt den optiske enhed på plads Innstille linsen Flytta om optiken Отрегулировать линзы 重新定位光头</p> 	<p>Effettuare prova di funzionamento Perform operative test Procéder à un essai de fonctionnement Eine Funktionsprüfung durchführen Controleer de correcte werking Hacer una prueba de funcionamiento Afprov funktionen Prøve om den fungerer Utför funktionstest Выполнить проверку исправности работы 执行功能测试</p> 

<p><b>I Istruzioni per il fine vita e lo smaltimento dei componenti</b>  <b>GB Instructions on end-of-life and component disposal</b>  <b>F Instructions pour la gestion des composants en fin de vie et leur mise au rebut</b>  <b>D Anweisungen zur Entsorgung der Leuchtenkomponenten</b>  <b>NL Instructies voor het verwijderen van de armatuur en het recyclen van de onderdelen</b>  <b>E Instrucciones para el final de vida y la eliminación los componentes</b>  <b>DK Anvisninger i udtjent armatur og bortskaffelse af komponenter</b>  <b>N Anvisninger for endt levetid og avfallsbehandling av delene</b>  <b>S Instruktioner vid bortskaffning och kassering av komponenter</b>  <b>RUS Инструкции по утилизации прибора и его комплектующих по окончании его срока службы</b>  <b>CN 寿命期结束与零件废弃处置说明</b></p>			
<p>Spegnimento Switch it off Extinction Ausschaltung Uitschakeling Apagado Slukning Slukking Släckning Выключение 关灯</p> <p>Interrompere l'alimentazione dell'apparecchio Cut the power supply to the luminaire Couper l'alimentation du luminaire Stromversorgung der Leuchte unterbrechen Onderbreek de voeding van het apparaat Interrumpir la alimentación del aparato Afbyrd armaturets strømforsyning Avbryt strømtilførselen til apparatet Koppla från anordningens strömförsörjning Отключить электропитание прибора 中断装置供电</p> 	<p>Rimuovere la/e lampada/e per la dismissione Remove the lamp(s) for decommissioning Retirer la(les) lampe(s) pour sa(leur) mise au rebut Die Lampe/n ordnungsgemäß entsorgen Verwijder de lamp(en) voor het recyclen Quitar la(s) lámpara(s) para el desecho Tag pæren/pærerne ud til bortskaffelse Fjerne lampen/-e som skal kastes Ta bort lampan/-orna för bortskaffningen Вынуть лампочку/и для утилизации прибора 取出需要丢弃的灯泡</p> 	<p>Rimuovere la batteria per la dismissione Remove the battery for decommissioning Retirer la batterie pour sa mise au rebut Die Batterie ordnungsgemäß entsorgen Verwijder de batterij voor het recyclen Quitar la batería para el desecho Tag batteriet ud til bortskaffelse Fjerne batteriet som skal kastes Ta bort batteriet för bortskaffningen Вынуть батарейку для утилизации прибора 取出需要丢弃的电池</p> 	<p>Rimuovere l'apparecchio per la dismissione Remove the fixture for decommissioning Enlever le luminaire pour sa mise au rebut Das Gerät ordnungsgemäß entsorgen Verwijder het apparaat voor het recyclen Quitar el aparato para el desecho Tag armaturet ud til bortskaffelse Fjerne apparatet som skal kastes Ta bort anordningen för bortskaffningen Снять прибор для утилизации 取出需要丢弃的装置</p> 
<p>Inviare i materiali ad un centro di raccolta RAEE Send the materials to a WEEE collection centre Envoyer les matériaux dans une déchetterie DEEE Die Materialien in einem WEEE-Zentrum entsorgen Zend de materialen naar een recyclingscentrum voor de AEEA Enviar los materiales a un centro de recogida RAEE Afløver materialerne på et indsamlingscenter for elektronisk udstyr Sende materialene til en miljøstasjon for resirkulering av EE-avfall Skicka materialet till en RAEE uppsamlingscentral Сдать материалы в пункт приема утильсырья 将材料送往电气和电子垃圾回收中心</p> 			