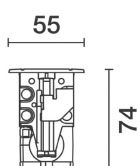


Última actualización de la información: Diciembre 2024

Configuraciones productos: BT33+BZZ2.00

BT33: Mini Linear Recessed Luminaire - Warm White LEDs - 48V dc - L=1044mm - Wall Grazing Optic

BZZ2.00: Carcasa para módulos empotrables regulables DMX, RGB, RGBW, WNC - L=1044 - Indeterminado

**Código producto**

BT33: Mini Linear Recessed Luminaire - Warm White LEDs - 48V dc - L=1044mm - Wall Grazing Optic

Descripción

Direct light luminaire, designed to use Warm White monochrome LED lamps, and a Wall Grazing optic. Ground-, wall- and ceiling-recessed. Consists of a body and outer casing for installation, to be ordered separately. Extruded aluminium body, with die-cast aluminium end caps complete with silicone seals. The painting process includes a multi-step, pre-treatment process, in which the main phases are degreasing, fluorozirconation (a protective surface film) and sealing (with a nano-structured silane layer). The following painting stage consists of a primer and a liquid acrylic paint, cured at 150°C, with a high level of weather and UV ray resistance. Lower PPS (polyphenylene sulfide) box for control gear. The top of the optical assembly is closed by a 8mm thick transparent glass screen, fixed with silicone. Complete with multi-LED plate in Warm White with 48V dc electronic circuit (ballast to be ordered separately). 48V intelligent driver that ensures light flow emission is constant even when the input voltage varies. Fitted with a PMMA diffusing filter and optics with plastic (methacrylate) lens for Wall Grazing lighting. The lower box has two PG11 nickel-plated brass cable glands for Ø6.5÷11mm cables used for pass-through wiring. To fix the optical assembly to the outer casing or false ceiling the product has a quick coupling system using an Allen key. Outer casing for installation made of aluminium with technopolymer covers, to be ordered separately. All external screws used are made of A2 stainless steel. The luminaire technical characteristics conform to EN 60598-1 standards and particular requirements.

Instalación

Ground- and wall-recessed using the outer casing, to be ordered separately. For ground installation a drainage channel must be created or gravel inserted for drainage under the outer casing before installation, to guarantee the degree of protection stated. For ceiling-mounting with plasterboard panels (1-30 mm thick), make the preparation openings as indicated in the instructions sheet and use the accessory with code X013 (kit containing steel cables with reinforcement plates).

Colores

Gris (15)

Montaje

empotrable en la pared|empotrable en el techo|empotrable en el suelo

Equipo

Equipped with a 48V dc electronic circuit fitted inside the device. 48V dc electronic ballasts to be ordered separately. For the electrical connection the product has a lower box holding two quick coupling terminals (3-pole, max. 4 mm²) and double cable glands for pass-through wiring.

Notas

Product complete with LED lamp. The frame, glass, optical assembly and outer casing together guarantee a maximum static load of 1000 kg.

Se conforma con EN60598-1 y regulaciones pertinentes

**Código accesorio**

BZZ2.00: Carcasa para módulos empotrables regulables DMX, RGB, RGBW, WNC - L=1044 - Indeterminado

Descripción

Aluminium outer casing L=1037 complete with technopolymer side and upper caps and black rubber membrane cable glands. The side caps are supplied with openable circular walls to facilitate the insertion of corrugated tubes (passage of power cables). To be used on recessed Linealuce Mini modules L=1044mm with RGB leds

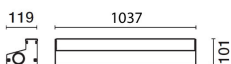
Instalación

For ground- or wall-recessed installation with cast cement/concrete or other suitable material. For ground installation a drainage channel must be created (positioned below the special holes) or gravel inserted for drainage under the outer casing before installation, to guarantee the degree of protection stated.

Colores

Indefinido (00)

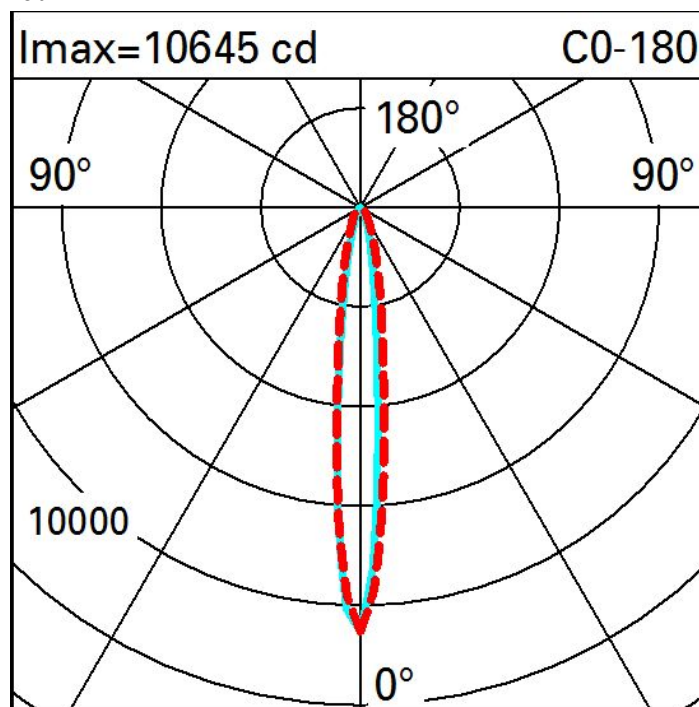
Se conforma con EN60598-1 y regulaciones pertinentes



Datos técnicos

Im de sistema:	1261	Life time (vida útil) LED 1:	100,000h - L80 - B10 (Ta 25°C)
W de sistema:	28.4	Life time (vida útil) LED 2:	66,000h - L80 - B10 (Ta 40°C)
Im de la fuente:	2260	Voltaje [Vin]:	48
W de la fuente:	25	Código de lámpara:	LED
Eficiencia luminosa (lm/W, valor del sistema):	44.4	Número de lámparas por grupo óptico:	1
Im en modo emergencia:	-	Código ZVEI:	LED
Flujo total de emisión en un ángulo de 90° o superior [Lm]:	0	Número de grupos ópticos:	1
Light Output Ratio (L.O.R.) [%]:	56	Rango de temperatura ambiente operativa:	de -30°C a 50°C.
CRI (mínimo):	80	Factor de potencia:	Ver Hoja de instrucciones
Temperatura de color [K]:	3000	Control:	PWM
MacAdam Step:	3		

Polar



Iluminaciones

Lux											
Wall distance = 1m											
3											
	0.1	0.2	0.6	2	4	6	4	2	0.6	0.2	0.1
2	0.6	1	3	6	10	14	11	6	3	1	0.7
	1	2	4	8	14	19	15	9	5	2	1
1	1	3	5	13	19	23	20	14	6	3	2
	2	3	7	10	15	22	18	12	7	4	2
0											
	m	-2	-1	0	1	2	3				