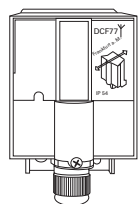


**i** Don't use the antenna in area of:

- TV, PC
- antenna of telecommunication
- metallic things

## DCF-77 antenna

### Operating instructions



Art. no. MTN668091

### For your safety



#### DANGER

#### Risk of fatal injury from electrical current.

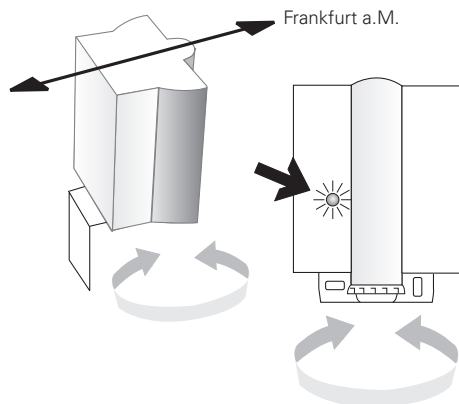
All work carried out on the unit may only be performed by skilled electricians. Observe the regulations valid in the country of use, as well as the valid KNX guidelines.

### Getting to know the DCF-77 antenna

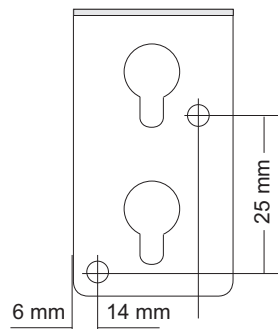
Antenna for receiving the time by radio signal. The antenna should be connected to a year time switch REG-K/4/324 DCF-77.

### Mounting the antenna

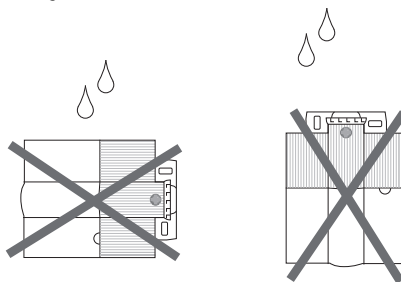
- Adjust the radio antenna in direction of Frankfurt/Main until the built-in LED flashes every second.



- Mount the mounting bracket.



Wrong installation:



### Technical data

Perm. ambient temp.: -20 °C to +70 °C  
 System of protection: IP 54  
 Sensity: 100 µV/m  
 Reception area: approx. 1000 km from Frankfurt a. M.  
 Application for: Year time switch REG-K/4/324 DCF-77 (Art. no. MTN677029)  
 Connection cable: NYM, H03 ... H 05 max. 200 m  
 Polarity: according to +/- label, yellow LED must not switch on.  
 Position of the radio antenna: via Frankfurt a. M.  
 Display: red LED integrated into the antenna has to be flash in one second intervals.

### Schneider Electric Industries SAS

If you have technical questions, please contact the Customer Care Center in your country.

[www.schneider-electric.com](http://www.schneider-electric.com)

This product must be installed, connected and used in compliance with prevailing standards and/or installation regulations. As standards, specifications and designs develop from time to time, always ask for confirmation of the information given in this publication.