

## Laser Blade

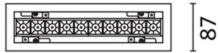
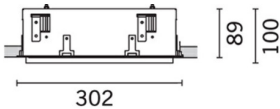

Design iGuzzini

iGuzzini

Last information update: April 2025

### Product configuration: MQ22

MQ22: Adjustable 10 - cell Recessed frame - LED Neutral white - DALI dimmable power supply - WideFlood Beam



### Product code

MQ22: Adjustable 10 - cell Recessed frame - LED Neutral white - DALI dimmable power supply - WideFlood Beam

### Technical description

Recessed rectangular luminaire with LEDs. Shaped steel sheet structural compartment with outer rim. The 10 lighting cells linear body, in die-cast aluminium, can be used to direct the emission with a tilting adjustability of +/- 30°. Metallised thermoplastic high definition optics, integrated in a rear position in the black anti-glare screen; the structure of the optical system prevents a pinpoint effect, allowing precise, circular light distribution and emission with controlled luminance. Supplied with DALI dimmable control gear connected to the luminaire. High colour rendering LED.

### Installation

recessed with mechanical blocking system for false ceilings from 1 to 25 mm; can be installed on ceilings and walls (vertical + horizontal) - preparation slot 80 x 295

### Colour

Black / Black (43) | Black / White (47) | Grey / Black (74)\*

### Weight (Kg)

1.52

\* Colours on request

### Mounting

wall recessed|ceiling recessed

### Wiring

on power box: screw connections

### Notes

dimming function with pushbutton (TOUCH DIM/PUSH): for this option consult the instructions included in the package

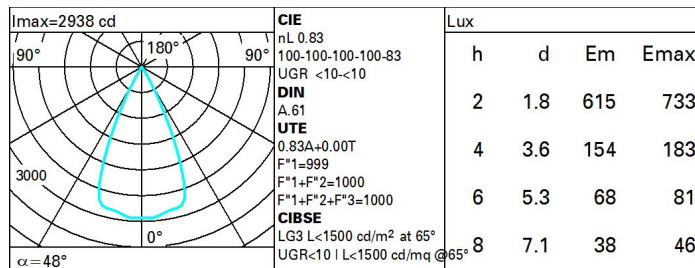
Complies with EN60598-1 and pertinent regulations



### Technical data

Im system:	1659	CRI (typical):	97
W system:	24.5	Colour temperature [K]:	4000
Im source:	2000	MacAdam Step:	3
W source:	21	Life Time LED 1:	50,000h - L90 - B10 (Ta 25°C)
Luminous efficiency (Im/W, real value):	67.7	Lamp code:	LED
Im in emergency mode:	-	Number of lamps for optical assembly:	1
Total light flux at or above an angle of 90° [Lm]:	0	ZVEI Code:	LED
Light Output Ratio (L.O.R.) [%]:	83	Number of optical assemblies:	1
Beam angle [°]:	48°	Control:	DALI-2
CRI (minimum):	95		

### Polar



# Utilisation factors

R	77	75	73	71	55	53	33	00	DRR
K0.8	75	71	68	66	70	68	68	65	78
1.0	78	75	72	70	74	72	71	69	83
1.5	82	79	77	76	79	77	76	74	89
2.0	85	83	81	80	82	80	79	77	93
2.5	86	85	84	83	84	83	82	79	96
3.0	87	86	85	85	85	84	83	81	98
4.0	88	87	87	86	86	86	84	82	99
5.0	89	88	88	88	87	86	85	83	100

# UGR diagram

Corrected UGR values (at 2000 lm bare lamp luminous flux)											
Reflect.:		viewed crosswise					viewed endwise				
ceiling		0.70	0.70	0.50	0.50	0.30	0.70	0.70	0.50	0.50	0.30
walls		0.50	0.30	0.50	0.30	0.30	0.50	0.30	0.50	0.30	0.30
work pl.		0.20	0.20	0.20	0.20	0.20	0.20	0.20	0.20	0.20	0.20
Room dim		viewed crosswise					viewed endwise				
x	y										
2H	2H	2.0	2.5	2.3	2.7	2.9	2.0	2.5	2.3	2.7	2.9
	3H	1.9	2.3	2.2	2.6	2.8	1.9	2.3	2.2	2.6	2.8
	4H	1.8	2.2	2.1	2.5	2.8	1.8	2.2	2.1	2.5	2.8
	6H	1.7	2.1	2.1	2.4	2.7	1.7	2.1	2.1	2.4	2.7
	8H	1.7	2.0	2.0	2.4	2.7	1.7	2.0	2.0	2.4	2.7
	12H	1.6	2.0	2.0	2.3	2.7	1.6	2.0	2.0	2.3	2.7
4H	2H	1.8	2.2	2.1	2.5	2.8	1.8	2.2	2.1	2.5	2.8
	3H	1.6	2.0	2.0	2.3	2.7	1.6	2.0	2.0	2.3	2.7
	4H	1.5	1.9	1.9	2.2	2.6	1.5	1.9	1.9	2.2	2.6
	6H	1.5	1.7	1.9	2.1	2.5	1.5	1.7	1.9	2.1	2.5
	8H	1.4	1.7	1.9	2.1	2.5	1.4	1.7	1.8	2.1	2.5
	12H	1.4	1.6	1.8	2.0	2.5	1.4	1.6	1.8	2.0	2.5
8H	4H	1.4	1.7	1.8	2.1	2.5	1.4	1.7	1.9	2.1	2.5
	6H	1.3	1.5	1.8	2.0	2.4	1.3	1.5	1.8	2.0	2.4
	8H	1.3	1.4	1.7	1.9	2.4	1.3	1.4	1.7	1.9	2.4
	12H	1.2	1.4	1.7	1.8	2.4	1.2	1.4	1.7	1.8	2.4
12H	4H	1.4	1.6	1.8	2.0	2.5	1.4	1.6	1.8	2.0	2.5
	6H	1.3	1.4	1.7	1.9	2.4	1.3	1.4	1.7	1.9	2.4
	8H	1.2	1.4	1.7	1.8	2.4	1.2	1.4	1.7	1.8	2.4
Variations with the observer position at spacing:											
S =		0.9 / -18.0					0.9 / -18.0				
		9.7 / -18.3					9.7 / -18.3				
		11.7 / -18.4					11.7 / -18.4				