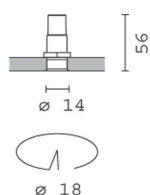



Last information update: November 2024

Product configuration: P306.04

P306.04: Fixed round mini-recessed luminaire - Minimal - LED - spot - Black

**Product code**

P306.04: Fixed round mini-recessed luminaire - Minimal - LED - spot - Black

Technical description

Fixed round mini-recessed luminaire installed flush with ceiling (frameless). The LED is set back to minimize direct glare. The recessed body is made of machined aluminium and the inside of the ring of thermoplastic available in a range of painted and metallised finishes. PMMA - spot (16°) high resolution optic lens. High color rendering index 2700K LED. Power unit available with a separate code no.

Installation

For flush with ceiling installation, an adapter is fitted according to the thickness of the false ceiling (12.5 to 25 mm). The following filling and finishing operations are simplified by a special protection template, and the luminaire is recessed in the adapter and secured mechanically (the inside of the false ceiling must be inspected first).

Colour

Black (04)

Weight (Kg)

0.03

Mounting

wall recessed/ceiling recessed

Wiring

Direct current ballasts are available with a separate code no.: ON-OFF / dimmable 1-10V / 1-10V dimmable / DALI dimmable / Trailing Edge dimmable

Complies with EN60598-1 and pertinent regulations



IP20

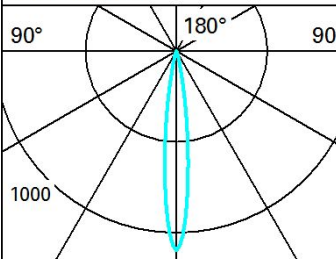
IP43

On the visible part of the product once installed

**Technical data**

Im system:	74	CRI (minimum):	90
W system:	1.4	Colour temperature [K]:	2700
Im source:	140	MacAdam Step:	2
W source:	1.4	Life Time LED 1:	> 50,000h - L90 - B10 (Ta 25°C)
Luminous efficiency (lm/W, real value):	53	Lamp code:	LED
Im in emergency mode:	-	Number of lamps for optical assembly:	1
Total light flux at or above an angle of 90° [Lm]:	0	ZVEI Code:	LED
Light Output Ratio (L.O.R.) [%]:	53	Number of optical assemblies:	1
Beam angle [°]:	14°	LED current [mA]:	500

Polar

Imax=1098 cd		Lux			
		h	d	Em	Emax
		1	0.2	828	1098
		2	0.5	207	274
		3	0.7	92	122
		4	0.9	52	69
$\alpha = 13^\circ$					

Utilisation factors

R	77	75	73	71	55	53	33	00	DRR
K0.8	48	45	44	42	45	43	43	42	78
1.0	50	48	46	45	47	46	46	44	83
1.5	52	51	49	48	50	49	48	47	89
2.0	54	53	52	51	52	51	51	49	93
2.5	55	54	53	53	53	53	52	51	96
3.0	56	55	55	54	54	54	53	52	98
4.0	56	56	56	55	55	55	54	53	99
5.0	57	56	56	56	55	55	54	53	100

Luminance curve limit

