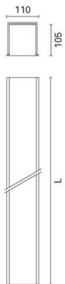


Last information update: November 2024

Product configuration: Q425+QH96.12

Q425: Frame Continuous Line ModuleDown Office / Working UGR < 19L 3594

QH96.12: Plate - Down - Office / Working UGR < 19 - DALI - Warm LED - L 3588 - 45.3W 5436lm - 3000K - Aluminium

**Product code**

Q425: Frame Continuous Line ModuleDown Office / Working UGR < 19L 3594

Technical description

Frame version extruded aluminium intermediate profile with contact frame; this allows continuous lines to be created with other intermediate profiles and an initial profile (required). Microprismatic screen for controlled luminance emission UGR < 19 - 3000 cd/m² (working lighting); screen set up for connecting several lengths by overlapping.

Installation

Recessed using the brackets on the profile; the mechanical systems for connecting the modules are included in the package.

Colour

White (01)* | Aluminium (12)*

Weight (Kg)

8.6

* Colours on request

Mounting

ceiling recessed

Wiring

Set up to house the LED modules required by the system.

Notes

Take care with the system configuration. To complete a continuous line correctly there must always be an initial module at the start or end of the composition.

TPb rated. TPa version available on request, contact iGuzzini for more info

Complies with EN60598-1 and pertinent regulations

**Product code**

QH96.12: Plate - Down - Office / Working UGR < 19 - DALI - Warm LED - L 3588 - 45.3W 5436lm - 3000K - Aluminium

Technical description

LED module set up for housing in initial or intermediate system profiles, ideal for particularly long light lines. High efficiency down emission for Working profiles (with a controlled luminance micro-prismatic screen). DALI dimmable electronic control gear integrated in the luminaire. Extruded aluminium heat sink; high emission yield flux enhancer. Warm 3000K LED

Installation

Module insertion on profiles facilitated by a quick coupling system.

Colour

Indeterminate (00)

Weight (Kg)

4.1

Wiring

Quick coupling terminal block connection to simplify connections between the subsequent modules. Complete with integrated dimmable digital DALI control gear.

Notes

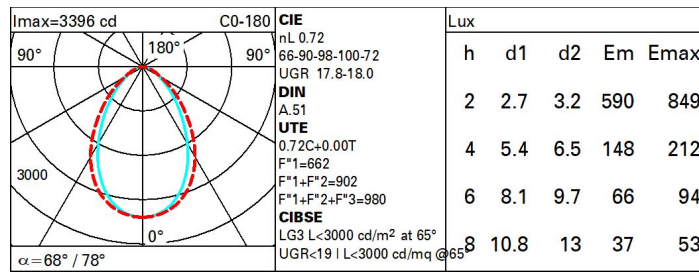
Important: the triple length intermediate luminous module can be used for both initial profiles - L 3594 - for stand-alone applications, and intermediate profiles - L 3594 - for continuous line applications.

Complies with EN60598-1 and pertinent regulations

**Technical data**

| | | | |
|--|------|---------------------------------------|---------------------------------|
| Im system: | 5436 | Colour temperature [K]: | 3000 |
| W system: | 45.3 | MacAdam Step: | 3 |
| Im source: | 7550 | Life Time LED 1: | > 50,000h - L90 - B10 (Ta 25°C) |
| W source: | 41 | Voltage [Vin]: | 230 |
| Luminous efficiency (Im/W, 120 real value): | | Lamp code: | LED |
| Im in emergency mode: | - | Number of lamps for optical assembly: | 1 |
| Total light flux at or above an angle of 90° [Lm]: | 0 | ZVEI Code: | LED |
| Light Output Ratio (L.O.R.) [%]: | 72 | Number of optical assemblies: | 1 |
| CRI (minimum): | 80 | | |

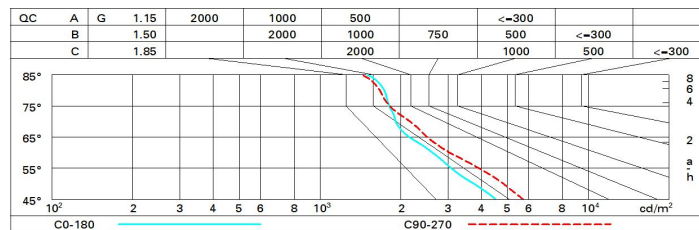
Polar



Utilisation factors

| R | 77 | 75 | 73 | 71 | 55 | 53 | 33 | 00 | DRR |
|------|----|----|----|----|----|----|----|----|-----|
| K0.8 | 54 | 47 | 43 | 40 | 47 | 43 | 42 | 38 | 53 |
| 1.0 | 58 | 52 | 48 | 45 | 51 | 48 | 47 | 43 | 60 |
| 1.5 | 64 | 60 | 56 | 53 | 59 | 56 | 55 | 51 | 71 |
| 2.0 | 68 | 64 | 61 | 59 | 63 | 61 | 60 | 56 | 78 |
| 2.5 | 70 | 67 | 65 | 63 | 66 | 64 | 63 | 60 | 83 |
| 3.0 | 71 | 69 | 67 | 65 | 68 | 66 | 65 | 62 | 86 |
| 4.0 | 73 | 71 | 70 | 68 | 70 | 68 | 67 | 64 | 89 |
| 5.0 | 74 | 72 | 71 | 70 | 71 | 70 | 69 | 66 | 91 |

Luminance curve limit



UGR diagram

| Corrected UGR values (at 7550 lm bare lamp luminous flux) | | | | | | | | | | | |
|--|-----|---------------------|------------|------|------------|------|-------------------|------|------|------|------|
| Reflect.: ceiling/cav walls work pl. Room dim x y | | 0.70 | 0.70 | 0.50 | 0.50 | 0.30 | 0.70 | 0.70 | 0.50 | 0.50 | 0.30 |
| | | 0.50 | 0.30 | 0.50 | 0.30 | 0.30 | 0.50 | 0.30 | 0.50 | 0.30 | 0.30 |
| | | 0.20 | 0.20 | 0.20 | 0.20 | 0.20 | 0.20 | 0.20 | 0.20 | 0.20 | 0.20 |
| | | viewed crosswise | | | | | viewed endwise | | | | |
| 2H | 2H | 15.5 | 16.5 | 15.8 | 16.7 | 17.0 | 16.6 | 17.5 | 16.9 | 17.8 | 18.1 |
| | 3H | 16.2 | 17.1 | 16.5 | 17.4 | 17.7 | 16.8 | 17.6 | 17.1 | 17.9 | 18.2 |
| | 4H | 16.5 | 17.4 | 16.9 | 17.7 | 18.0 | 16.8 | 17.6 | 17.2 | 17.9 | 18.3 |
| | 6H | 16.8 | 17.6 | 17.2 | 17.9 | 18.2 | 16.8 | 17.5 | 17.2 | 17.9 | 18.2 |
| | 8H | 16.9 | 17.7 | 17.3 | 18.0 | 18.3 | 16.8 | 17.5 | 17.1 | 17.8 | 18.2 |
| | 12H | 17.0 | 17.7 | 17.4 | 18.0 | 18.4 | 16.7 | 17.4 | 17.1 | 17.8 | 18.1 |
| 4H | 2H | 15.9 | 16.7 | 16.2 | 17.0 | 17.3 | 17.4 | 18.3 | 17.8 | 18.6 | 18.9 |
| | 3H | 16.8 | 17.5 | 17.2 | 17.8 | 18.2 | 17.8 | 18.5 | 18.2 | 18.9 | 19.2 |
| | 4H | 17.2 | 17.8 | 17.6 | 18.2 | 18.6 | 17.9 | 18.6 | 18.3 | 18.9 | 19.3 |
| | 6H | 17.6 | 18.1 | 18.0 | 18.5 | 19.0 | 18.0 | 18.6 | 18.5 | 19.0 | 19.4 |
| | 8H | 17.8 | 18.3 | 18.2 | 18.7 | 19.1 | 18.0 | 18.5 | 18.5 | 19.0 | 19.4 |
| | 12H | 17.9 | 18.3 | 18.3 | 18.7 | 19.2 | 18.0 | 18.5 | 18.5 | 18.9 | 19.4 |
| 8H | 4H | 17.4 | 17.9 | 17.8 | 18.3 | 18.7 | 18.3 | 18.8 | 18.8 | 19.2 | 19.7 |
| | 6H | 17.9 | 18.3 | 18.4 | 18.8 | 19.2 | 18.5 | 18.9 | 19.0 | 19.4 | 19.9 |
| | 8H | 18.1 | 18.5 | 18.6 | 18.9 | 19.4 | 18.6 | 19.0 | 19.1 | 19.5 | 20.0 |
| | 12H | 18.3 | 18.6 | 18.8 | 19.1 | 19.6 | 18.7 | 19.0 | 19.2 | 19.5 | 20.0 |
| 12H | 4H | 17.4 | 17.8 | 17.8 | 18.2 | 18.7 | 18.4 | 18.8 | 18.9 | 19.3 | 19.7 |
| | 6H | 17.9 | 18.3 | 18.4 | 18.8 | 19.3 | 18.6 | 19.0 | 19.1 | 19.5 | 20.0 |
| | 8H | 18.2 | 18.5 | 18.7 | 19.0 | 19.5 | 18.8 | 19.1 | 19.3 | 19.6 | 20.1 |
| Variations with the observer position at spacing: | | | | | | | | | | | |
| S = | | 1.0H | 0.4 / -0.5 | | 0.3 / -0.4 | | | | | | |
| | | 1.5H | 0.5 / -1.0 | | 0.7 / -1.2 | | | | | | |
| | | 2.0H | 1.1 / -1.4 | | 1.6 / -1.6 | | | | | | |