

Last information update: December 2024

### Product configuration: Q449+R428.01

Q449: PlateDown Office / Working UGR < 19Neutral LEDDALIL 1196

R428.01: Frame initial module - Down Office / Working UGR < 19 - L 1208 - TP(a) - White



### Product code

Q449: PlateDown Office / Working UGR < 19Neutral LEDDALIL 1196

### Technical description

LED module set up for housing in initial or intermediate system profiles with screen for controlled luminance - down emission. DALI dimmable control gear integrated in the luminaire. Extruded aluminium heat sink; high emission yield flux enhancer. Neutral LED.

### Installation

Module insertion on profiles facilitated by a quick coupling system.

### Colour

Indeterminate (00)

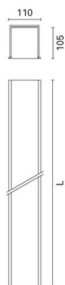

### Weight (Kg)

1.37

### Wiring

Quick coupling terminal block connection to simplify connections between the luminaires. LED module complete with integrated dimmable DALI control gear.

Complies with EN60598-1 and pertinent regulations



### Product code

R428.01: Frame initial module - Down Office / Working UGR < 19 - L 1208 - TP(a) - White

### Technical description

Initial profile in extruded aluminium - Frame version with contact frame; micro-prismatic screen for controlled luminance emission UGR < 19 - 3000 cd/m2 (working lighting) in compliance with the TP(a) standard; screen set up for connecting several lengths by overlapping.

### Installation

Recessed using the brackets on the profile. The initial modules can be used individually if completed with accessory caps and the required LED module.

### Colour

White (01)

### Weight (Kg)

1.9

### Mounting

ceiling recessed

### Wiring

Set up to house the LED modules required by the system.

### Notes

Take care with the system configuration. To make continuous lines of lighting, use the intermediate modules. To complete a continuous line correctly there must always be an initial module at the start or end of the composition.

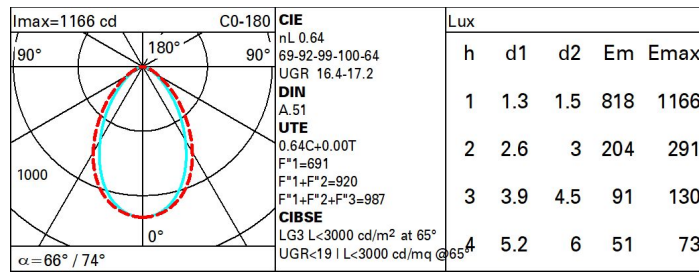
Complies with EN60598-1 and pertinent regulations



### Technical data

Im system:	1728	Colour temperature [K]:	4000
W system:	15.6	MacAdam Step:	3
Im source:	2700	Life Time LED 1:	> 50,000h - L90 - B10 (Ta 25°C)
W source:	14	Voltage [Vin]:	230
Luminous efficiency (Im/W, real value):	110.8	Lamp code:	LED
Im in emergency mode:	-	Number of lamps for optical assembly:	1
Total light flux at or above an angle of 90° [Lm]:	0	ZVEI Code:	LED
Light Output Ratio (L.O.R.) [%]:	64	Number of optical assemblies:	1
CRI (minimum):	80	Control:	DALI-2

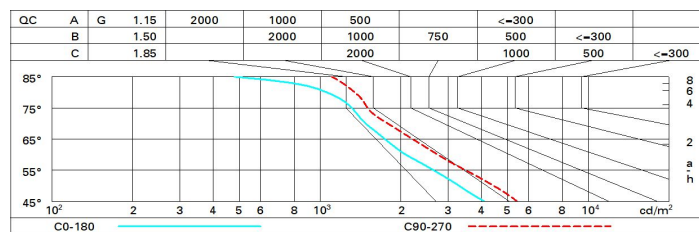
# Polar



# Utilisation factors

R	77	75	73	71	55	53	33	00	DRR
K0.8	49	43	40	37	43	39	39	35	55
1.0	52	48	44	41	47	44	43	40	62
1.5	58	54	51	49	53	50	50	47	73
2.0	61	58	56	54	57	55	54	51	80
2.5	63	60	58	57	59	57	57	54	84
3.0	64	62	60	59	61	59	58	56	87
4.0	65	64	62	61	62	61	60	58	91
5.0	66	65	64	63	64	63	61	59	92

# Luminance curve limit



# UGR diagram

Corrected UGR values (at 2700 lm bare lamp luminous flux)												
Reflect.: ceiling/cav walls work pl. Room dim x y		0.70	0.70	0.50	0.50	0.30	0.70	0.70	0.50	0.50	0.30	0.30
		0.50	0.30	0.50	0.30	0.30	0.50	0.30	0.50	0.30	0.30	0.30
		0.20	0.20	0.20	0.20	0.20	0.20	0.20	0.20	0.20	0.20	0.20
		viewed crosswise					viewed endwise					
2H	2H	14.8	15.8	15.1	16.0	16.3	16.1	17.0	16.4	17.3	17.5	
	3H	15.4	16.2	15.7	16.5	16.8	16.2	17.1	16.6	17.3	17.6	
	4H	15.6	16.4	15.9	16.7	17.0	16.2	17.0	16.6	17.3	17.6	
	6H	15.7	16.4	16.1	16.8	17.1	16.2	16.9	16.6	17.2	17.6	
	8H	15.7	16.4	16.1	16.8	17.1	16.2	16.9	16.5	17.2	17.6	
	12H	15.7	16.4	16.1	16.7	17.1	16.1	16.8	16.5	17.1	17.5	
4H	2H	15.2	15.9	15.5	16.2	16.6	16.8	17.6	17.1	17.9	18.2	
	3H	15.9	16.5	16.2	16.9	17.2	17.1	17.7	17.4	18.1	18.4	
	4H	16.1	16.7	16.5	17.1	17.5	17.1	17.7	17.5	18.1	18.5	
	6H	16.3	16.9	16.8	17.3	17.7	17.2	17.7	17.6	18.1	18.5	
	8H	16.4	16.9	16.8	17.3	17.7	17.2	17.6	17.6	18.1	18.5	
	12H	16.4	16.8	16.8	17.2	17.7	17.2	17.6	17.6	18.0	18.5	
8H	4H	16.2	16.7	16.7	17.1	17.6	17.4	17.9	17.9	18.3	18.8	
	6H	16.5	16.9	17.0	17.4	17.8	17.6	17.9	18.0	18.4	18.9	
	8H	16.6	16.9	17.1	17.4	17.9	17.6	17.9	18.1	18.4	18.9	
	12H	16.6	16.9	17.1	17.4	17.9	17.6	17.9	18.1	18.4	18.9	
12H	4H	16.2	16.6	16.7	17.1	17.5	17.5	17.9	17.9	18.3	18.8	
	6H	16.5	16.9	17.0	17.3	17.8	17.6	18.0	18.1	18.4	18.9	
	8H	16.6	16.9	17.1	17.4	17.9	17.7	18.0	18.2	18.5	19.0	
Variations with the observer position at spacing:												
S =		1.0H	0.6 / -0.7		0.3 / -0.6							
		1.5H	0.9 / -1.5		1.1 / -1.5							
		2.0H	1.9 / -2.0		2.2 / -2.0							