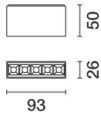



Laser Blade XS

Last information update: October 2024

Product configuration: Q887
Q887: Ceiling-mounted LB XS Linear GL Pro - 5 cells - remote driver



Product code
Q887: Ceiling-mounted LB XS Linear GL Pro - 5 cells - remote driver

Technical description
Ceiling-mounted luminaire with 5 optic elements for LED lamps - fixed optics with metallised thermoplastic high definition Opti-Beam reflectors. Despite the ultracompact size of the product, the patented technology of the optic system guarantees an efficient luminous flux optimised by a special diffuser screen that reduces direct glare significantly. Extruded aluminium main body and technical dissipation unit - shaped steel fixing plate. Ballast not included, available with separate code.

Installation
Ceiling-mounted with surface fixing plate (screws and screw anchors not included) - external locking system.

Colour
White (01) | Black/white (F2)

Weight (Kg)
0.15

Mounting
ceiling surface

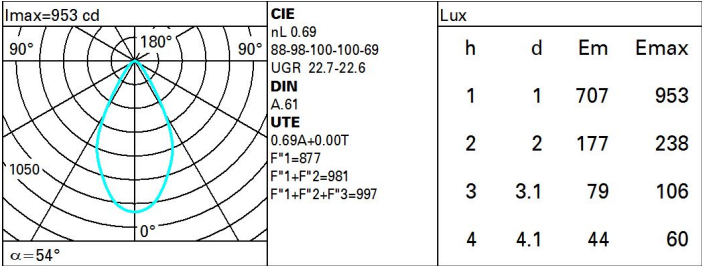
Wiring
Cables supplied with quick-coupling terminals for connecting to power supply line.

Complies with EN60598-1 and pertinent regulations



Technical data			
Im system:	793	Colour temperature [K]:	4000
W system:	9.9	MacAdam Step:	2
Im source:	1150	Life Time LED 1:	> 50,000h - L80 - B10 (Ta 25°C)
W source:	9.9	Lamp code:	LED
Luminous efficiency (Im/W, real value):	80.2	Number of lamps for optical assembly:	1
Im in emergency mode:	-	ZVEI Code:	LED
Total light flux at or above an angle of 90° [Lm]:	0	Number of optical assemblies:	1
Light Output Ratio (L.O.R.) [%]:	69	LED current [mA]:	700
CRI (minimum):	90		

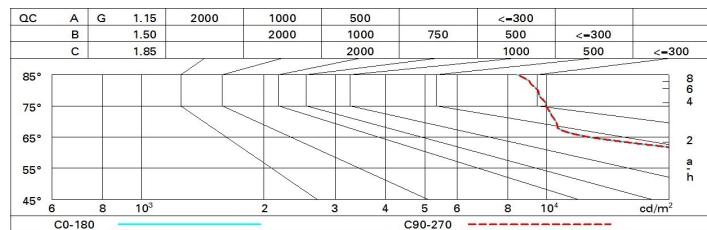
Polar



Utilisation factors

R	77	75	73	71	55	53	33	00	DRR
K0.8	58	54	51	49	54	51	51	48	69
1.0	62	58	55	53	57	55	54	52	75
1.5	66	63	61	59	62	60	60	57	83
2.0	69	66	65	63	65	64	63	61	88
2.5	70	68	67	66	67	66	65	63	92
3.0	71	70	69	68	69	68	67	65	94
4.0	72	71	70	70	70	69	68	66	96
5.0	73	72	71	71	71	70	69	67	97

Luminance curve limit



UGR diagram

Corrected UGR values (at 1150 lm bare lamp luminous flux)											
Reflect.: ceiling/cav walls work pl. Room dim x y		viewed crosswise					viewed endwise				
		0.70	0.70	0.50	0.50	0.30	0.70	0.70	0.50	0.50	0.30
		0.50	0.30	0.50	0.30	0.30	0.50	0.30	0.50	0.30	0.30
		0.20	0.20	0.20	0.20	0.20	0.20	0.20	0.20	0.20	0.20
2H	2H	22.7	23.5	23.0	23.7	24.0	22.7	23.5	23.0	23.7	24.0
	3H	22.7	23.4	23.0	23.6	23.9	22.7	23.4	23.1	23.7	24.0
	4H	22.7	23.3	23.0	23.6	23.9	22.7	23.3	23.0	23.6	23.9
	6H	22.7	23.2	23.0	23.5	23.9	22.6	23.2	23.0	23.5	23.8
	8H	22.7	23.2	23.0	23.5	23.9	22.6	23.1	23.0	23.5	23.8
	12H	22.6	23.2	23.0	23.5	23.9	22.5	23.1	22.9	23.4	23.8
4H	2H	22.7	23.3	23.0	23.6	23.9	22.7	23.3	23.0	23.6	23.9
	3H	22.7	23.2	23.1	23.5	23.9	22.7	23.2	23.1	23.6	23.9
	4H	22.7	23.1	23.1	23.5	23.9	22.7	23.1	23.1	23.5	23.9
	6H	22.7	23.1	23.1	23.5	23.9	22.6	23.0	23.1	23.4	23.9
	8H	22.7	23.1	23.1	23.5	23.9	22.6	23.0	23.1	23.4	23.8
	12H	22.7	23.0	23.1	23.4	23.9	22.6	22.9	23.0	23.3	23.8
8H	4H	22.6	23.0	23.1	23.4	23.8	22.7	23.1	23.1	23.5	23.9
	6H	22.7	23.0	23.1	23.4	23.9	22.7	23.0	23.2	23.4	23.9
	8H	22.7	22.9	23.2	23.4	23.9	22.7	22.9	23.2	23.4	23.9
	12H	22.7	22.9	23.2	23.4	23.9	22.7	22.9	23.2	23.4	23.9
12H	4H	22.6	22.9	23.0	23.3	23.8	22.7	23.0	23.1	23.4	23.9
	6H	22.6	22.9	23.1	23.3	23.8	22.7	22.9	23.2	23.4	23.9
	8H	22.7	22.9	23.2	23.4	23.9	22.7	22.9	23.2	23.4	23.9
Variations with the observer position at spacing:											
S =	1.0H	2.4 / -2.2					2.4 / -2.2				
	1.5H	4.5 / -4.7					4.5 / -4.7				
	2.0H	6.3 / -6.0					6.3 / -6.0				