


Last information update: November 2024

Product configuration: QB65+QB98.12

QB65: Initial moduleFrame DownUGR < 19 / Office / WorkingL 1208

QB98.12: Down plate - ON-OFF - Working UGR < 19 - LED Warm - L 1196 - 11W 1195lm - 3000K - Aluminium



Product code

QB65: Initial moduleFrame DownUGR < 19 / Office / WorkingL 1208

Technical description

Initial profile in extruded aluminium - Frame version with contact frame; micro-prismatic PMMA screen for controlled luminance emission UGR < 19 - 3000 cd/m2 (working lighting); screen set up for connecting several lengths by overlapping.

Installation

Recessed using the brackets on the profile. The initial modules can be used individually if completed with accessory caps and the required LED module.

Colour
White (01)

Weight (Kg)
2.55

Mounting

ceiling recessed

Wiring

Set up to house the LED modules required by the system.

Notes

Take care with the system configuration. To make continuous lines of lighting, use the intermediate modules. To complete a continuous line correctly there must always be an initial module at the start or end of the composition.

TPb rated. TPa version available on request, contact iGuzzini for more info

Complies with EN60598-1 and pertinent regulations



Product code

QB98.12: Down plate - ON-OFF - Working UGR < 19 - LED Warm - L 1196 - 11W 1195lm - 3000K - Aluminium **Attention! Code no longer in production**

Technical description

LED module set up for housing in initial or intermediate system profiles. High efficiency down emission for Working profiles (with a controlled luminance micro-prismatic screen). Electronic control gear integrated in the luminaire. Extruded aluminium heat sink; high emission yield flux enhancer. Warm 3000K LED

Installation

Module insertion on profiles facilitated by a quick coupling system.

Colour
Indeterminate (00)

Weight (Kg)
1.28

Wiring

Quick coupling terminal block connection to simplify connections between the subsequent modules. Complete with integrated ON-OFF - non-dimmable control gear.

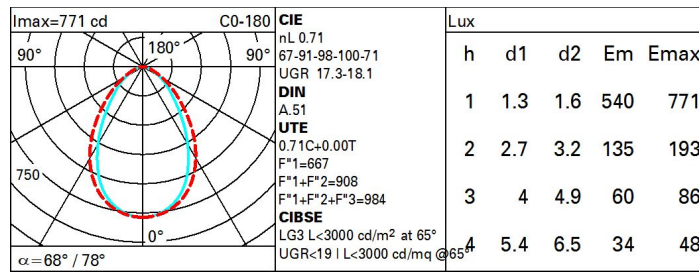
Complies with EN60598-1 and pertinent regulations



Technical data

Im system:	1243	CRI (minimum):	80
W system:	10.3	Colour temperature [K]:	3000
Im source:	1750	MacAdam Step:	3
W source:	9	Life Time LED 1:	> 50,000h - L90 - B10 (Ta 25°C)
Luminous efficiency (Im/W, real value):	120.6	Lamp code:	LED
Im in emergency mode:	-	Number of lamps for optical assembly:	1
Total light flux at or above an angle of 90° [Lm]:	0	ZVEI Code:	LED
Light Output Ratio (L.O.R.) [%]:	71	Number of optical assemblies:	1

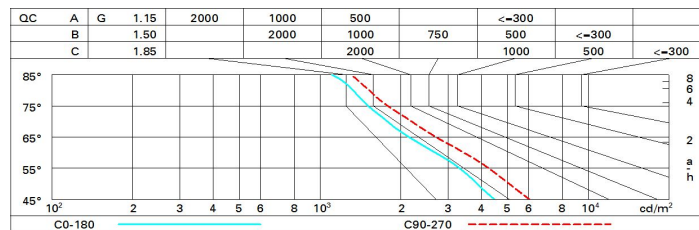
Polar



Utilisation factors

R	77	75	73	71	55	53	33	00	DRR
K0.8	53	47	43	40	46	42	42	38	54
1.0	57	52	48	45	51	47	47	43	61
1.5	64	59	56	53	58	55	54	51	72
2.0	67	64	61	59	62	60	59	56	79
2.5	69	66	64	62	65	63	62	59	83
3.0	71	68	66	65	67	65	64	61	86
4.0	72	70	69	67	69	68	66	64	90
5.0	73	72	70	69	70	69	68	65	92

Luminance curve limit



UGR diagram

Corrected UGR values (at 1750 lm bare lamp luminous flux)												
Reflect.: ceiling/cav walls work pl. Room dim x y		0.70	0.70	0.50	0.50	0.30	0.70	0.70	0.50	0.50	0.30	
		0.50	0.30	0.50	0.30	0.30	0.50	0.30	0.50	0.30	0.30	
		0.20	0.20	0.20	0.20	0.20	0.20	0.20	0.20	0.20	0.20	
		viewed crosswise					viewed endwise					
2H	2H	15.6	16.6	15.9	16.8	17.1	16.9	17.9	17.2	18.1	18.4	
	3H	16.2	17.1	16.5	17.3	17.6	17.1	18.0	17.4	18.2	18.5	
	4H	16.4	17.2	16.8	17.5	17.8	17.1	17.9	17.5	18.2	18.5	
	6H	16.6	17.3	16.9	17.6	18.0	17.1	17.8	17.4	18.1	18.5	
	8H	16.6	17.3	17.0	17.7	18.0	17.0	17.8	17.4	18.1	18.5	
	12H	16.6	17.3	17.0	17.7	18.0	17.0	17.7	17.4	18.1	18.4	
4H	2H	16.0	16.8	16.3	17.1	17.4	17.7	18.5	18.0	18.8	19.1	
	3H	16.7	17.4	17.1	17.8	18.1	18.0	18.7	18.4	19.0	19.4	
	4H	17.0	17.6	17.4	18.0	18.4	18.1	18.7	18.5	19.1	19.5	
	6H	17.3	17.8	17.7	18.2	18.6	18.2	18.7	18.6	19.1	19.5	
	8H	17.3	17.8	17.8	18.2	18.7	18.1	18.6	18.6	19.1	19.5	
	12H	17.4	17.8	17.8	18.3	18.7	18.1	18.6	18.6	19.0	19.5	
8H	4H	17.1	17.6	17.6	18.0	18.5	18.4	18.9	18.8	19.3	19.7	
	6H	17.5	17.9	17.9	18.3	18.8	18.5	18.9	19.0	19.4	19.8	
	8H	17.6	18.0	18.1	18.4	18.9	18.5	18.9	19.0	19.4	19.9	
	12H	17.7	18.0	18.2	18.5	19.0	18.6	18.9	19.1	19.4	19.9	
12H	4H	17.1	17.6	17.6	18.0	18.5	18.4	18.9	18.9	19.3	19.8	
	6H	17.5	17.8	18.0	18.3	18.8	18.6	18.9	19.1	19.4	19.9	
	8H	17.6	17.9	18.2	18.4	19.0	18.6	18.9	19.1	19.4	19.9	
Variations with the observer position at spacing:												
S =		1.0H	0.5 / -0.5		0.3 / -0.5							
		1.5H	0.6 / -1.3		0.8 / -1.2							
		2.0H	1.2 / -1.9		1.8 / -1.8							