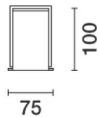



Last information update: November 2024

Product configuration: QB69+QB95.12

QB69: Module for continuous lineFrame DownUGR < 19 / Office / WorkingL 3596

QB95.12: Down plate - DALI - Working UGR < 19 - LED Neutral - L 3588 - 32W 3795lm - 4000K - Aluminium



Product code

QB69: Module for continuous lineFrame DownUGR < 19 / Office / WorkingL 3596

Technical description

Extruded aluminium intermediate profile - Frame version with contact frame; this allows continuous lines to be created with other intermediate profiles and an initial profile (required). Microprismatic PMMA screen for controlled luminance emission UGR < 19 - 3000 cd/m² (working lighting); screen set up for connecting several lengths by overlapping.

Installation

Recessed using the brackets on the profile; the mechanical systems for connecting the modules are included in the package.

Colour
White (01)

Weight (Kg)
7.4

Mounting
ceiling recessed

Wiring
Set up exclusively to house L 3588 triple-length LED modules.

Notes

Take care with the system configuration. To make continuous lines of lighting, use the intermediate modules. To complete a continuous line correctly there must always be an initial module at the start or end of the composition.

TPb rated. TPa version available on request, contact iGuzzini for more info

Complies with EN60598-1 and pertinent regulations



Product code

QB95.12: Down plate - DALI - Working UGR < 19 - LED Neutral - L 3588 - 32W 3795lm - 4000K - Aluminium

Technical description

LED module set up for housing in intermediate system profiles, ideal for particularly long light lines. High efficiency down emission for Working profiles (with a controlled luminance micro-prismatic screen). DALI dimmable control gear integrated in the luminaire. Extruded aluminium heat sink; high emission yield flux enhancer. Neutral 4000K LED

Installation

Module insertion on profiles facilitated by a quick coupling system.

Colour
Indeterminate (00)

Weight (Kg)
3.8

Wiring
Quick coupling terminal block connection to simplify connections between the subsequent modules. Complete with integrated dimmable digital DALI control gear.

Notes

Important: the triple length intermediate luminous module can be used for both initial profiles - L 3594 - for stand-alone applications, and intermediate profiles - L 3594 - for continuous line applications.

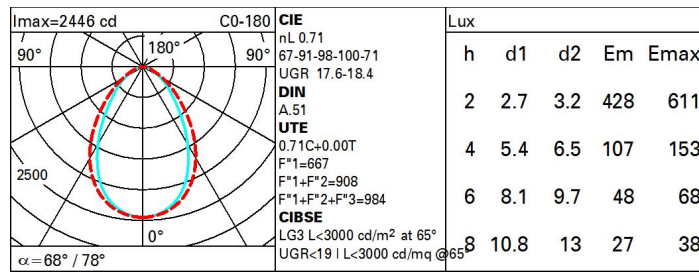
Complies with EN60598-1 and pertinent regulations



Technical data

lm system:	3941	CRI (minimum):	80
W system:	29.2	Colour temperature [K]:	4000
lm source:	5550	MacAdam Step:	3
W source:	27	Life Time LED 1:	> 50,000h - L90 - B10 (Ta 25°C)
Luminous efficiency (lm/W, real value):	134.9	Lamp code:	LED
lm in emergency mode:	-	Number of lamps for optical assembly:	1
Total light flux at or above an angle of 90° [Lm]:	0	ZVEI Code:	LED
Light Output Ratio (L.O.R.) [%]:	71	Number of optical assemblies:	1

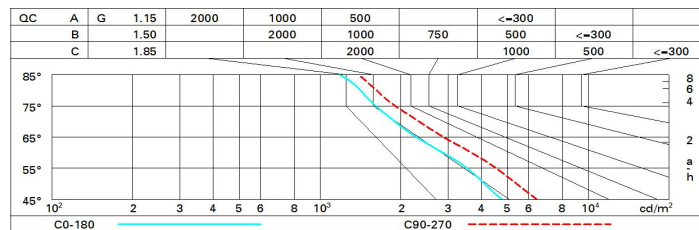
Polar



Utilisation factors

R	77	75	73	71	55	53	33	00	DRR
K0.8	53	47	43	40	46	42	42	38	54
1.0	57	52	48	45	51	47	47	43	61
1.5	64	59	56	53	58	55	54	51	72
2.0	67	64	61	59	62	60	59	56	79
2.5	69	66	64	62	65	63	62	59	83
3.0	71	68	66	65	67	65	64	61	86
4.0	72	70	69	67	69	68	66	64	90
5.0	73	72	70	69	70	69	68	65	92

Luminance curve limit



UGR diagram

Corrected UGR values (at 5550 lm bare lamp luminous flux)												
Reflect.: ceiling/cav walls work pl. Room dim x y		0.70	0.70	0.50	0.50	0.30	0.70	0.70	0.50	0.50	0.30	0.30
		0.50	0.30	0.50	0.30	0.30	0.50	0.30	0.50	0.30	0.30	0.30
		0.20	0.20	0.20	0.20	0.20	0.20	0.20	0.20	0.20	0.20	0.20
		viewed crosswise					viewed endwise					
2H	2H	15.8	16.8	16.1	17.0	17.3	17.1	18.1	17.4	18.3	18.6	18.6
	3H	16.4	17.3	16.7	17.6	17.9	17.3	18.2	17.6	18.5	18.8	18.8
	4H	16.6	17.4	17.0	17.7	18.1	17.3	18.1	17.7	18.4	18.8	18.8
	6H	16.8	17.5	17.1	17.9	18.2	17.3	18.0	17.7	18.4	18.7	18.7
	8H	16.8	17.5	17.2	17.9	18.2	17.3	18.0	17.6	18.3	18.7	18.7
	12H	16.8	17.5	17.2	17.9	18.2	17.2	17.9	17.6	18.3	18.6	18.6
4H	2H	16.2	17.0	16.6	17.3	17.6	17.9	18.7	18.3	19.0	19.3	19.3
	3H	16.9	17.6	17.3	18.0	18.3	18.2	18.9	18.6	19.3	19.6	19.6
	4H	17.2	17.8	17.6	18.2	18.6	18.3	18.9	18.7	19.3	19.7	19.7
	6H	17.5	18.0	17.9	18.4	18.8	18.4	18.9	18.8	19.3	19.7	19.7
	8H	17.6	18.1	18.0	18.5	18.9	18.4	18.9	18.8	19.3	19.7	19.7
	12H	17.6	18.0	18.1	18.5	18.9	18.3	18.8	18.8	19.2	19.7	19.7
8H	4H	17.3	17.8	17.8	18.3	18.7	18.6	19.1	19.1	19.5	20.0	20.0
	6H	17.7	18.1	18.2	18.5	19.0	18.7	19.1	19.2	19.6	20.1	20.1
	8H	17.8	18.2	18.3	18.6	19.1	18.8	19.1	19.3	19.6	20.1	20.1
	12H	17.9	18.2	18.4	18.7	19.2	18.8	19.1	19.3	19.6	20.1	20.1
12H	4H	17.3	17.8	17.8	18.2	18.7	18.6	19.1	19.1	19.5	20.0	20.0
	6H	17.7	18.1	18.2	18.5	19.0	18.8	19.1	19.3	19.6	20.1	20.1
	8H	17.9	18.2	18.4	18.7	19.2	18.9	19.2	19.4	19.6	20.2	20.2
Variations with the observer position at spacing:												
S =		1.0H	0.5 / -0.5		0.3 / -0.5							
		1.5H	0.6 / -1.3		0.8 / -1.2							
		2.0H	1.2 / -1.9		1.8 / -1.8							