

Laser Blade

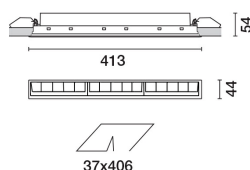
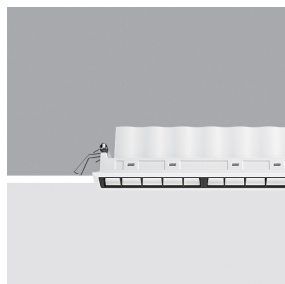
Design iGuzzini

iGuzzini

Last information update: April 2025

Product configuration: QD43

QD43: Recessed Frame section 15 LEDs - Tunable White - Wall Washer Longitudinal Glare Control



Product code

QD43: Recessed Frame section 15 LEDs - Tunable White - Wall Washer Longitudinal Glare Control

Technical description

Miniaturized recessed linear luminaire. LED lamps with different colour temperatures that allow them to be modulated. This variation is achieved by mixing the emission of 8 x 2700K high CRI LEDs and 7 x 5700K high CRI LEDs. Despite the disparity of the lamps when the two end channels are used - 2700K and 5700K - the intensity of the flux emitted is the same. The colour temperature also remains uniform and constant even when different size products are used together. Asymmetrical optic system designed to achieve effective light distribution on walls and avoid any shadow zones near the ceiling. The black polycarbonate perimeter frame is designed to significantly reduce the effect of longitudinal glare. Main body with die-cast aluminium radiant surface, version with perimeter surface frame. Flux enhancer - superpure aluminium reflector - textured PMMA screen. Supplied with an integrated (basic) power system that allows the colour temperature to be varied, without using any extra components, but simply by pressing the buttons (max 4 products). A DALI programmable setup with an intuitive, easy-to-use touch screen can be obtained using codes 6170 + M630. Other management systems are also available with a separate code for larger systems that require the intervention of a specialised technician to programme them: the MH97 + MH93 + M102 group offers a DALI / KNX programmable solution, and the MH97 + MH93 + M618 group allows the system management to be extended to remote devices like tablet and smartphones too.

Installation

Recessed with steel wire springs for false ceilings from 1 to 25 mm thick - preparation hole 37 x 406. To light walls correctly check the installation distances and centre-to-centre distances indicated on the instructions sheet.

Colour

Black / Black (43) | Black / White (47) | Grey / Black (74)*

Weight (Kg)

1.06

* Colours on request

Mounting

wall recessed|ceiling recessed

Wiring

Power units included. Various management solutions are available with a separate code. For technical data, properties and connection modes see the instruction sheet.

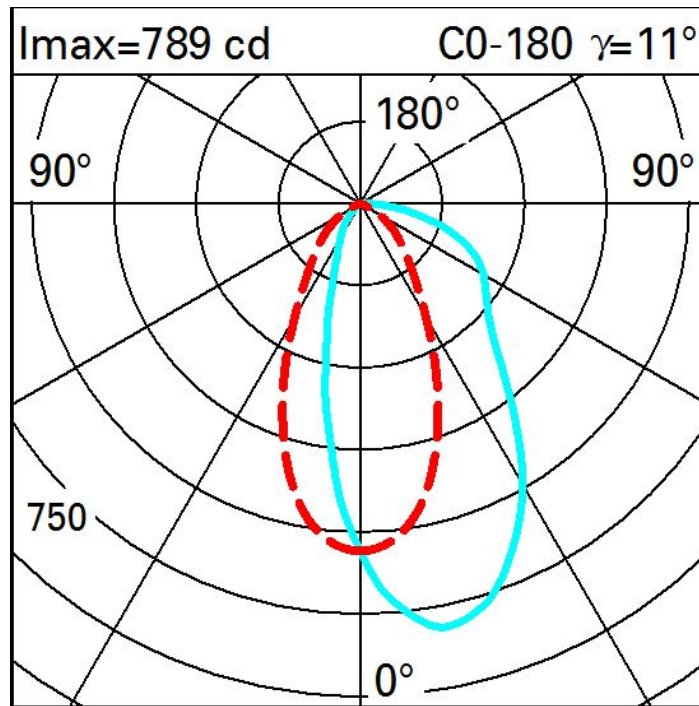
Complies with EN60598-1 and pertinent regulations



Technical data

Im system:	791	Lamp code:	LED
W system:	30.8	Number of lamps for optical assembly:	1
Im source:	2550	ZVEI Code:	LED
W source:	27	Number of optical assemblies:	1
Luminous efficiency (Im/W, real value):	25.7	Power factor:	See installation instructions
Im in emergency mode:	-	Inrush current:	10 A / 200 µs
Total light flux at or above an angle of 90° [Lm]:	0	Maximum number of luminaires of this type per miniature circuit breaker:	B10A: 18 luminaires B16A: 30 luminaires C10A: 31 luminaires C16A: 51 luminaires
Light Output Ratio (L.O.R.) [%]:	31	Minimum dimming %:	1
CRI (typical):	97	Overvoltage protection:	4kV Common mode & 4kV Differential mode
Colour temperature [K]:	Tunable white 2700 - 5700	Control:	DALI-2
Life Time LED 1:	50,000h - L90 - B10 (Ta 25°C)		

Polar



Illuminances

Lux												Wall distance = 1m	
3													
	0.5	1	4	19	78	172	78	19	4	1	0.5		
2	1	4	10	30	78	124	78	30	10	4	1		
	2	5	12	29	65	91	65	29	12	5	2		
1	3	6	11	26	48	61	48	26	11	6	3		
	3	5	11	20	32	39	32	20	11	5	3		
0													
	m	-2	-1	0	1	2	3						