

Laser Blade L

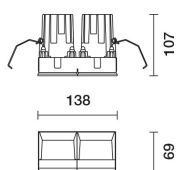
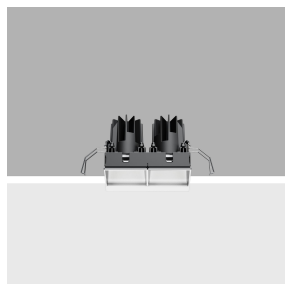
iGuzzini

iGuzzini

Last information update: October 2024

Product configuration: QK24.01
QK24.01: Minimal 2 cells - Wall Washer - LED - White

QK24.01: Minimal 2 cells - Wall Washer - LED - White



QK24.01: Minimal 2 cells - Wall Washer - LED - White

Recessed luminaire with a two compartment fixed wall washer optic for an LED lamp. Passive heat dissipation system. Lamp body with die-cast aluminium radiant surface, flush with ceiling version (frameless). For recessed installation in a false ceiling a specific adapter is required that is available with a separate item code. Specialised asymmetrical optic system designed to achieve a highly defined light distribution on walls and eliminate any shadow zones. The adjacent position of the asymmetrical units creates a substantial reduction of direct glare. Reflectors - superpure aluminium flux enhancers - PMMA screens-refractors and a thermoplastic case. Supplied with a dimmable DALI electronic ballast connected to the luminaire.

The luminaire is recessed in the specific adapter (QK50) by means of a steel wire spring, previously installed on the ceiling that can be between 12.5 and 25 mm thick. To light walls correctly check the installation distances and centre-to-centre distances indicated on the instructions sheet.

White (01)

White (01)

0.81

0.81

ceiling recessed

ceiling recessed

Quick-coupling connections on the ballast unit. Digital electronic cabling that allows dimming to be performed with DALI protocol or a pushbutton switch (read the indications on the instruction sheet carefully).

Quick-coupling connections on the ballast unit. Digital electronic cabling that allows dimming to be performed with DALI protocol or a pushbutton switch (read the indications on the instruction sheet carefully).

IP20 IP43 On the visible part of the product once installed

CE UKCA

S&E

§

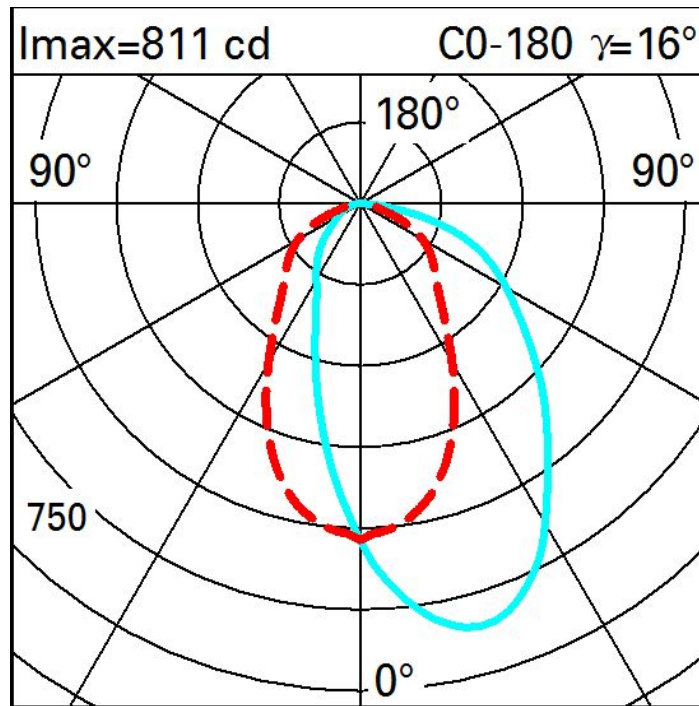
EAC

QCERT

KOM

Technical data	
Im system:	1166
W system:	20.3
Im source:	2200
W source:	16
Luminous efficiency (lm/W, real value):	57.4
Im in emergency mode:	-
Total light flux at or above an angle of 90° [Lm]:	0
Light Output Ratio (L.O.R.) [%]:	53
CRI (minimum):	90
Colour temperature [K]:	3000
MacAdam Step:	2
Life Time LED 1:	> 50,000h - L90 - B10 (Ta 25°C)
Voltage [Vin]:	230
Lamp code:	LED
Number of lamps for optical assembly:	1
ZVEI Code:	LED
Number of optical assemblies:	1
Power factor:	See installation instructions
Inrush current:	10 A / 200 µs
Maximum number of luminaires of this type per miniature circuit breaker:	B10A: 18 luminaires B16A: 30 luminaires C10A: 31 luminaires C16A: 51 luminaires
Minimum dimming %:	1
Overvoltage protection:	5kV Common mode & 4kV Differential mode
Control:	DALI-2

Polar



Illuminances

Lux													Wall distance = 1m	
3														
	2	4	12	38	114	198	114	38	12	4	2			
2	4	10	22	50	117	171	117	50	22	10	4			
	6	10	20	43	86	111	86	43	20	10	6			
1	5	9	17	35	58	70	58	35	17	9	5			
	5	8	15	26	37	43	37	26	15	8	5			
0														
	m	-2	-1	0	1	2	3							