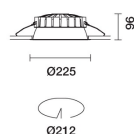


Last information update: February 2025

Product configuration: QW33.F8

QW33.F8: Ø 225 mm - warm white - DALI - UGR<19 - Black/transparent/chrome

**Product code**

QW33.F8: Ø 225 mm - warm white - DALI - UGR<19 - Black/transparent/chrome

Technical description

Round fixed luminaire designed to use LED lamps with C.o.B. technology. Version with rim for surface-mounting. Prismatic thermoplastic reflector complete with flux enhancer and anti-glare screen located at the centre of the optic. The anti-glare screen is made of thermoplastic vacuum-metallised with aluminium vapours finished with a protective anti-scratch layer. Dissipater made of painted grey die-cast aluminium. Product complete with LED lamp in warm white colour tone (3000K). Light emission UGR<19 L<3000 cd/m² ideal for environments with video terminals.

Installation

Recessed using torsion springs which allow easy installation in false ceilings with thicknesses ranging from 1 mm to 25 mm.

Colour

Black/transparent/chrome (F8)

Weight (Kg)

1.15

Mounting

ceiling surface


Wiring

product complete with DALI components

Notes

TPa version available on request, contact iGuzzini for more info

Complies with EN60598-1 and pertinent regulations

**Technical data**

lm system:	2480	Colour temperature [K]:	3000
W system:	25.3	MacAdam Step:	2
lm source:	3100	Life Time LED 1:	> 50,000h - L90 - B10 (Ta 25°C)
W source:	22	Lamp code:	LED
Luminous efficiency (lm/W, real value):	98	Number of lamps for optical assembly:	1
lm in emergency mode:	-	ZVEI Code:	LED
Total light flux at or above an angle of 90° [Lm]:	0	Number of optical assemblies:	1
Light Output Ratio (L.O.R.) [%]:	80	Control:	DALI-2
CRI (minimum):	90		

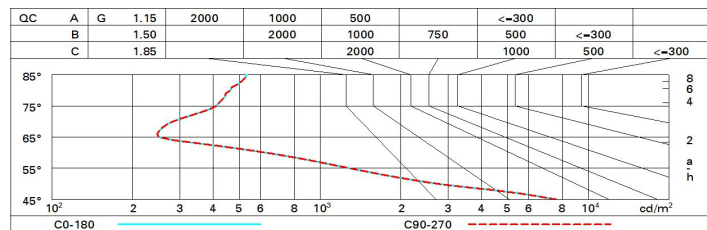
Polar

	CIE nL 0.80 93-100-100-100-80 UGR 14,6-14,6 DIN A.61 UTE 0.80A+0.00T F*1=930 F*1+F*2=995 F*1+F*2+F*3=999 CIBSE LG3 L<1500 cd/m ² at 65° UGR<16 L<1500 cd/mq @ 65°			
	h	d	Em	E _{max}
	2	2.5	455	582
	4	5	114	146
	6	7.4	51	65
α = 64°				
	8	9.9	28	36

Utilisation factors

R	77	75	73	71	55	53	33	00	DRR
K0.8	70	65	62	60	65	62	61	59	73
1.0	73	69	67	64	69	66	66	63	78
1.5	78	75	73	71	74	72	71	68	86
2.0	80	78	77	75	77	76	75	72	90
2.5	82	80	79	78	79	78	77	75	94
3.0	83	82	81	80	81	80	79	77	96
4.0	84	83	83	82	82	81	80	78	98
5.0	85	84	83	83	83	82	81	79	99

Luminance curve limit



UGR diagram

Corrected UGR values (at 3100 lm bare lamp luminous flux)											
Reflect.: ceiling/cav walls work pl. Room dim x y		viewed crosswise					viewed endwise				
		0.70	0.70	0.50	0.50	0.30	0.70	0.70	0.50	0.50	0.30
		0.50	0.30	0.50	0.30	0.30	0.50	0.30	0.50	0.30	0.30
		0.20	0.20	0.20	0.20	0.20	0.20	0.20	0.20	0.20	0.20
2H	2H	15.1	15.8	15.4	16.1	16.3	15.1	15.8	15.4	16.1	16.3
	3H	15.0	15.6	15.3	15.9	16.2	15.0	15.6	15.3	15.9	16.2
	4H	14.9	15.5	15.2	15.8	16.1	14.9	15.5	15.2	15.8	16.1
	6H	14.8	15.4	15.2	15.7	16.0	14.8	15.4	15.2	15.7	16.0
	8H	14.8	15.3	15.2	15.7	16.0	14.8	15.3	15.2	15.6	16.0
	12H	14.8	15.3	15.1	15.6	16.0	14.7	15.2	15.1	15.6	15.9
4H	2H	14.9	15.5	15.2	15.8	16.1	14.9	15.5	15.2	15.8	16.1
	3H	14.8	15.3	15.1	15.6	15.9	14.8	15.3	15.1	15.6	16.0
	4H	14.7	15.1	15.1	15.5	15.9	14.7	15.1	15.1	15.5	15.9
	6H	14.6	15.0	15.0	15.4	15.8	14.6	15.0	15.0	15.4	15.8
	8H	14.6	14.9	15.0	15.3	15.8	14.6	14.9	15.0	15.3	15.8
	12H	14.5	14.9	15.0	15.3	15.7	14.5	14.8	15.0	15.3	15.7
8H	4H	14.6	14.9	15.0	15.3	15.8	14.6	14.9	15.0	15.3	15.8
	6H	14.5	14.8	15.0	15.2	15.7	14.5	14.8	15.0	15.2	15.7
	8H	14.5	14.7	14.9	15.2	15.7	14.5	14.7	14.9	15.2	15.7
	12H	14.4	14.6	14.9	15.1	15.6	14.4	14.6	14.9	15.1	15.6
12H	4H	14.5	14.8	15.0	15.3	15.7	14.5	14.9	15.0	15.3	15.7
	6H	14.4	14.7	14.9	15.2	15.7	14.5	14.7	14.9	15.2	15.7
	8H	14.4	14.6	14.9	15.1	15.6	14.4	14.6	14.9	15.1	15.6
Variations with the observer position at spacing:											
S =	1.0H	4.0 / -9.7					4.0 / -9.7				
	1.5H	6.7 / -11.9					6.7 / -11.9				
	2.0H	8.7 / -12.3					8.7 / -12.3				