

## Laser Blade

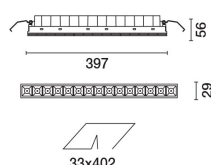

Design iGuzzini

iGuzzini

Last information update: February 2025

**Product configuration: QX79.24**

**QX79.24: Minimal 15 cells - Wide Flood - LED - Clear transparent**



## Product code

QX79.24: Minimal 15 cells - Wide Flood - LED - Clear transparent

### Technical description

Linear miniaturised recessed luminaire with 15 optical elements for LED lamps - fixed optic. Die-cast aluminium body, minimal version (frameless) installed flush with ceiling. For recessed installation in a false ceiling a specific adapter is required that is available with a separate item code. Metallised thermoplastic high definition OptiBeam reflector, integrated in a rear position in the black anti-glare screen; the structure of the optical system prevents a pinpoint effect, allowing precise, circular light distribution and emission with controlled glare. Supplied with a dimmable DALI power supply unit connected to the luminaire.

## Installation

The recess body is inserted in the specific adapter installed previously by means of a steel wire spring - check the thickness of the false ceiling and use a compatible frame available with a separate item code.

**Colour**

Clear transparent (24)

## Weight (Kg)

0.86

## Mounting

mounting  
wall recessed|ceiling recessed

## Wiring

Quick-coupling connections on the ballast unit.

Complies with EN60598-1 and pertinent regulations



IP20

IP23

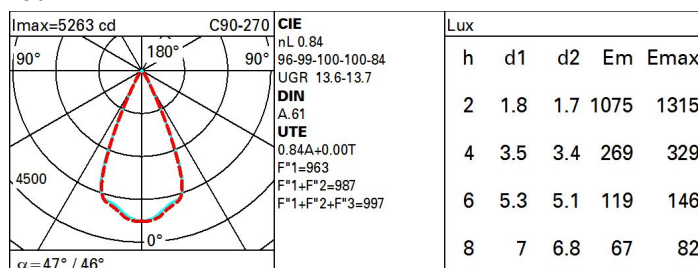
On the visible part of  
the product once installed

PEP  
eco  
PASS  
PORT.

## Technical data

lm system:	3024	CRI (typical):	92
W system:	33.6	Colour temperature [K]:	4000
lm source:	3600	MacAdam Step:	3
W source:	30	Life Time LED 1:	> 50,000h - L90 - B10 (Ta 25°C)
Luminous efficiency (lm/W, real value):	90	Lamp code:	LED
lm in emergency mode:	-	Number of lamps for optical assembly:	1
Total light flux at or above an angle of 90° [Lm]:	0	ZVEI Code:	LED
Light Output Ratio (L.O.R.) [%]:	84	Number of optical assemblies:	1
Beam angle [°]:	48° / 46°	Control:	DALI-2
CRI (minimum):	90		

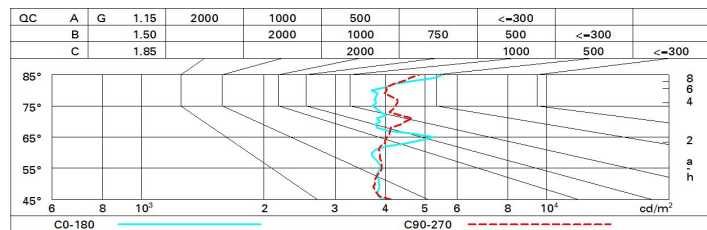
## Polar



# Utilisation factors

R	77	75	73	71	55	53	33	00	DRR
K0.8	75	70	67	65	70	67	66	64	76
1.0	78	74	71	69	73	71	70	68	80
1.5	82	79	77	75	78	76	75	73	87
2.0	85	83	81	80	82	80	79	77	91
2.5	87	85	84	82	84	82	82	79	94
3.0	88	87	85	85	85	84	83	81	96
4.0	89	88	87	87	86	86	85	83	98
5.0	89	89	88	88	87	87	85	83	99

# Luminance curve limit



# UGR diagram

Corrected UGR values (at 3000 lm bare lamp luminous flux)											
Reflect.:											
ceil/cav		0.70	0.70	0.50	0.50	0.30	0.70	0.70	0.50	0.50	0.30
walls		0.50	0.30	0.50	0.30	0.30	0.50	0.30	0.50	0.30	0.30
work pl.		0.20	0.20	0.20	0.20	0.20	0.20	0.20	0.20	0.20	0.20
Room dim		viewed crosswise					viewed endwise				
x	y										
2H	2H	11.4	11.9	11.7	12.2	12.4	12.0	12.5	12.3	12.8	13.0
	3H	12.1	12.6	12.4	12.9	13.1	12.1	12.6	12.4	12.9	13.1
	4H	12.4	12.9	12.7	13.2	13.5	12.2	12.6	12.5	12.9	13.2
	6H	12.7	13.1	13.0	13.4	13.7	12.2	12.6	12.5	12.9	13.2
	8H	12.8	13.2	13.2	13.5	13.9	12.1	12.5	12.5	12.9	13.2
	12H	13.0	13.4	13.4	13.7	14.1	12.1	12.5	12.5	12.8	13.2
4H	2H	11.6	12.0	11.9	12.3	12.6	13.0	13.4	13.3	13.7	14.0
	3H	12.6	13.0	13.0	13.3	13.7	13.4	13.8	13.8	14.1	14.5
	4H	13.0	13.4	13.4	13.7	14.1	13.6	13.9	14.0	14.3	14.7
	6H	13.4	13.7	13.9	14.1	14.6	13.7	14.0	14.1	14.4	14.8
	8H	13.6	13.9	14.1	14.3	14.8	13.7	14.0	14.2	14.4	14.8
	12H	13.9	14.2	14.4	14.6	15.0	13.7	14.0	14.2	14.4	14.9
8H	4H	13.2	13.5	13.7	13.9	14.3	14.1	14.4	14.6	14.8	15.3
	6H	13.8	14.0	14.3	14.5	15.0	14.4	14.6	14.9	15.1	15.6
	8H	14.1	14.3	14.6	14.8	15.3	14.5	14.7	15.0	15.2	15.7
	12H	14.5	14.7	15.0	15.2	15.7	14.6	14.7	15.1	15.2	15.8
12H	4H	13.2	13.5	13.7	13.9	14.4	14.3	14.6	14.8	15.0	15.4
	6H	13.8	14.0	14.3	14.5	15.0	14.6	14.8	15.1	15.3	15.8
	8H	14.2	14.4	14.7	14.9	15.4	14.8	14.9	15.3	15.4	15.9
Variations with the observer position at spacing:											
S =	1.0H	1.4 / -0.8					1.4 / -1.1				
	1.5H	3.0 / -1.2					3.0 / -1.3				
	2.0H	4.3 / -1.3					4.5 / -1.6				