


Last information update: February 2025

**Product configuration: QX82.04**

QX82.04: Minimal 15 cells - Wide Flood - LED - Black

**Product code**

QX82.04: Minimal 15 cells - Wide Flood - LED - Black

**Technical description**

Linear miniaturised recessed luminaire with 15 optical elements for LED lamps - fixed optic. Die-cast aluminium body, minimal version (frameless) installed flush with ceiling. For recessed installation in a false ceiling a specific adapter is required that is available with a separate item code. Metallised thermoplastic high definition OptiBeam reflector, integrated in a rear position in the black anti-glare screen; the structure of the optical system prevents a pinpoint effect, allowing precise, circular light distribution and emission with controlled glare. Supplied with a dimmable DALI power supply unit connected to the luminaire.

**Installation**

The recess body is inserted in the specific adapter installed previously by means of a steel wire spring - check the thickness of the false ceiling and use a compatible frame available with a separate item code.

**Colour**

Black (04)

**Weight (Kg)**

0.86

**Mounting**

wall recessed|ceiling recessed

**Wiring**

Quick-coupling connections on the ballast unit.

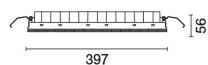
Complies with EN60598-1 and pertinent regulations



IP20

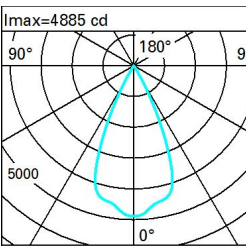
IP23

On the visible part of the product once installed

**Technical data**

lm system:	2552	CRI (typical):	92
W system:	33.6	Colour temperature [K]:	2700
lm source:	3150	MacAdam Step:	3
W source:	30	Life Time LED 1:	> 50,000h - L90 - B10 (Ta 25°C)
Luminous efficiency (lm/W, real value):	75.9	Lamp code:	LED
lm in emergency mode:	-	Number of lamps for optical assembly:	1
Total light flux at or above an angle of 90° [Lm]:	0	ZVEI Code:	LED
Light Output Ratio (L.O.R.) [%]:	81	Number of optical assemblies:	1
Beam angle [°]:	47° / 46°	Control:	DALI-2
CRI (minimum):	90		

**Polar**

<div><div>Imax=4885 cd</div><div>α = 47° / 46°</div></div>	<b>CIE</b> nL 0.81 100-100-100-100-81 UGR <10-10 <b>DIN</b> A.61 <b>UTE</b> 0.81A+0.00T F*1=1000 F*1+F*2=1000 F*1+F*2+F*3=1000 <b>CIBSE</b> LG3 L<1500 cd/m² at 65° UGR<10   L<1500 cd/mq @65°				<b>Lux</b>			
	h		d		Em	Emax		
	2		1.7		994	1221		
	4		3.5		248	305		
	6		5.2		110	136		
	8		7		62	76		

# Utilisation factors

R	77	75	73	71	55	53	33	00	DRR
K0.8	73	70	67	65	69	66	66	64	78
1.0	76	73	71	69	72	70	70	67	83
1.5	80	78	76	74	77	75	74	72	89
2.0	83	81	79	78	80	78	78	75	93
2.5	84	83	82	81	82	81	80	78	96
3.0	85	84	83	83	83	82	81	79	98
4.0	86	85	85	84	84	84	82	81	99
5.0	87	86	86	86	85	84	83	81	100

# UGR diagram

Corrected UGR values (at 3150 lm bare lamp luminous flux)											
Riflect.:		viewed crosswise					viewed endwise				
ceiling	cav	0.70	0.70	0.50	0.50	0.30	0.70	0.70	0.50	0.50	0.30
walls		0.50	0.30	0.50	0.30	0.30	0.50	0.30	0.50	0.30	0.30
work pl.		0.20	0.20	0.20	0.20	0.20	0.20	0.20	0.20	0.20	0.20
Room dim		viewed crosswise					viewed endwise				
x	y										
2H	2H	0.6	1.0	0.8	1.3	1.5	0.6	1.0	0.8	1.3	1.5
	3H	0.4	0.9	0.7	1.1	1.4	0.4	0.9	0.7	1.1	1.4
	4H	0.4	0.8	0.7	1.0	1.3	0.4	0.8	0.7	1.0	1.3
	6H	0.3	0.7	0.6	1.0	1.3	0.3	0.6	0.6	1.0	1.3
	8H	0.2	0.6	0.6	0.9	1.3	0.2	0.6	0.6	0.9	1.3
	12H	0.2	0.5	0.6	0.9	1.2	0.2	0.5	0.6	0.9	1.2
4H	2H	0.4	0.8	0.7	1.0	1.3	0.4	0.8	0.7	1.0	1.3
	3H	0.2	0.5	0.6	0.9	1.2	0.2	0.5	0.6	0.9	1.2
	4H	0.1	0.4	0.5	0.8	1.2	0.1	0.4	0.5	0.8	1.2
	6H	0.0	0.3	0.4	0.7	1.1	0.0	0.3	0.4	0.7	1.1
	8H	-0.0	0.2	0.4	0.6	1.1	-0.0	0.2	0.4	0.6	1.1
	12H	-0.1	0.1	0.4	0.6	1.0	-0.1	0.1	0.4	0.6	1.0
8H	4H	-0.0	0.2	0.4	0.6	1.1	-0.0	0.2	0.4	0.6	1.1
	6H	-0.1	0.1	0.3	0.5	1.0	-0.1	0.1	0.3	0.5	1.0
	8H	-0.2	-0.0	0.3	0.5	1.0	-0.2	-0.0	0.3	0.5	1.0
	12H	-0.2	-0.1	0.3	0.4	0.9	-0.2	-0.1	0.3	0.4	0.9
12H	4H	-0.1	0.1	0.4	0.6	1.0	-0.1	0.1	0.4	0.6	1.0
	6H	-0.2	-0.0	0.3	0.5	1.0	-0.2	-0.0	0.3	0.5	1.0
	8H	-0.2	-0.1	0.3	0.4	0.9	-0.2	-0.1	0.3	0.4	0.9
Variations with the observer position at spacing:											
S =		1.0H	0.8	/ -21.9				6.8	/ -21.9		
		1.5H	9.7	/ -22.0				9.7	/ -22.0		
		2.0H	11.7	/ -22.2				11.7	/ -22.2		