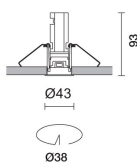



Last information update: October 2024

Product configuration: QY57.43

QY57.43: Adjustable (tilting) round recessed luminaire - LED - Wide flood - Black/Black

**Product code**

QY57.43: Adjustable (tilting) round recessed luminaire - LED - Wide flood - Black/Black

Technical description

Round recessed luminaire with contact frame. Adjustable version with max 30° tilting movement. The main adjustable die-cast aluminium body includes a radiant surface that guarantees optimal heat dissipation. Metallised, thermoplastic, high definition reflector - wide flood optic (40°). Structure featuring a die-cast aluminium external contact frame with a white finish only. Steel technical rotation parts. The ring inside the adjustable body is made of thermoplastic and is available in a range of painted and metallised finishes. Safety glass screen included. Quick, easy, tool-free assembly. 2700K high colour rendering index LED lamp. The power supply unit is available with a separate item code.

Installation

With steel wire anti-fall springs for recessed installation in false ceilings - minimum thickness of false ceiling 1 mm - preparation hole Ø 38 mm

Colour

Black / Black (43)

Weight (Kg)

0.14

Mounting

wall recessed|ceiling recessed

Wiring

Direct current ballasts available with separate item codes: ON-OFF / 1-10V dimmable / DALI dimmable / Phase Cut dimmable - the recessed fitting includes a cable and a quick-coupling connector to connect it to the connector on the ballast.

Notes

To reduce the effect of glare caused by the internal wall of the recessed fitting being rotated, a snap-on black accessory is available. A wide range of decorative accessories and diffusers is also available.

Complies with EN60598-1 and pertinent regulations



IP20

IP23

On the visible part of the product once installed

**Technical data**

lm system:	448	CRI (minimum):	90
W system:	6.7	Colour temperature [K]:	2700
lm source:	650	MacAdam Step:	2
W source:	6.7	Lamp code:	LED
Luminous efficiency (lm/W, real value):	66.9	Number of lamps for optical assembly:	1
lm in emergency mode:	-	ZVEI Code:	LED
Total light flux at or above an angle of 90° [Lm]:	0	Number of optical assemblies:	1
Light Output Ratio (L.O.R.) [%]:	69	LED current [mA]:	550
Beam angle [°]:	40°		

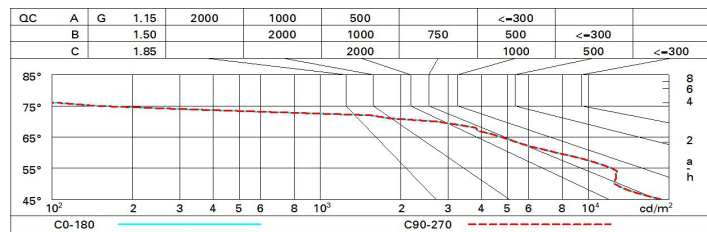
Polar

Imax=1151 cd		CIE		Lux			
90°	180°	nL 0.69	99-100-100-100-69	h	d	Em	Emax
		UGR 11.2-11.2	DIN A.61	1	0.7	905	1151
		UTE 0.69A+0.00T	F*1=992	2	1.5	226	288
		F*1+F*2=999	F*1+F*2+F*3=1000	3	2.2	101	128
				4	2.9	57	72
α = 40°							

Utilisation factors

R	77	75	73	71	55	53	33	00	DRR
K0.8	62	59	57	55	58	56	56	54	78
1.0	65	62	60	58	61	59	59	57	82
1.5	68	66	64	63	65	64	63	61	88
2.0	70	69	67	66	68	67	66	64	93
2.5	72	70	69	69	69	68	68	66	96
3.0	72	72	71	70	70	70	69	67	98
4.0	73	73	72	72	72	71	70	68	99
5.0	74	73	73	73	72	72	71	69	100

Luminance curve limit



UGR diagram

Corrected UGR values (at 650 lm bare lamp luminous flux)											
Reflect.: ceiling/cav walls work pl. Room dim x y		0.70	0.70	0.50	0.50	0.30	0.70	0.70	0.50	0.50	0.30
		0.50	0.30	0.50	0.30	0.30	0.50	0.30	0.50	0.30	0.30
		0.20	0.20	0.20	0.20	0.20	0.20	0.20	0.20	0.20	0.20
		viewed crosswise					viewed endwise				
2H	2H	11.0	12.1	11.9	12.4	12.0	11.0	12.1	11.9	12.4	12.0
	3H	11.5	12.0	11.8	12.3	12.0	11.5	12.0	11.9	12.3	12.0
	4H	11.5	11.9	11.8	12.2	12.5	11.5	11.9	11.8	12.2	12.5
	6H	11.4	11.8	11.7	12.1	12.4	11.4	11.8	11.8	12.1	12.5
	8H	11.3	11.8	11.7	12.1	12.4	11.4	11.8	11.7	12.1	12.4
	12H	11.3	11.7	11.7	12.0	12.4	11.3	11.7	11.7	12.1	12.4
4H	2H	11.5	11.9	11.8	12.2	12.5	11.5	11.9	11.8	12.2	12.5
	3H	11.4	11.8	11.8	12.2	12.5	11.4	11.8	11.8	12.1	12.5
	4H	11.3	11.7	11.7	12.0	12.4	11.3	11.7	11.7	12.0	12.4
	6H	11.2	11.5	11.7	11.9	12.4	11.3	11.6	11.7	11.9	12.4
	8H	11.2	11.5	11.6	11.9	12.3	11.2	11.5	11.6	11.9	12.3
	12H	11.2	11.4	11.6	11.8	12.3	11.2	11.4	11.6	11.8	12.3
8H	4H	11.2	11.5	11.6	11.9	12.3	11.2	11.5	11.6	11.9	12.3
	6H	11.1	11.3	11.6	11.8	12.3	11.1	11.3	11.6	11.8	12.3
	8H	11.1	11.3	11.5	11.7	12.2	11.1	11.3	11.5	11.7	12.2
	12H	11.0	11.2	11.5	11.7	12.2	11.0	11.2	11.5	11.7	12.2
12H	4H	11.2	11.4	11.6	11.8	12.3	11.2	11.4	11.6	11.8	12.3
	6H	11.1	11.3	11.5	11.7	12.2	11.1	11.3	11.5	11.7	12.2
	8H	11.0	11.2	11.5	11.7	12.2	11.0	11.2	11.5	11.7	12.2
Variations with the observer position at spacing:											
S =		1.0H					5.0 / -4.4				
		1.5H					7.7 / -7.7				
		2.0H					9.7 / -9.9				