

Easy


Design iGuzzini

iGuzzini

Last information update: February 2025

Product configuration: RL68.01

RL68.01: Ø 225 mm - warm white - DALI - White



Product code

RL68.01: Ø 225 mm - warm white - DALI - White

Technical description

Round fixed luminaire designed to use LED lamps with C.o.B. technology. Version with rim for surface-mounting. Reflector vacuum-metallised with aluminium vapours with an anti-scratch protective layer. Dissipater made of painted grey die-cast aluminium. Product complete with LED lamp in warm white colour tone (3500K). General lighting beam.

Installation

Recessed using torsion springs which allow easy installation in false ceilings with thicknesses ranging from 1 mm to 20 mm.

Colour

White (01)

Weight (Kg)

1.03

Mounting

ceiling surface

Wiring

product complete with DALI components

Complies with EN60598-1 and pertinent regulations



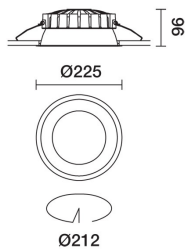
IP20

IP54

On the visible part of the product once installed



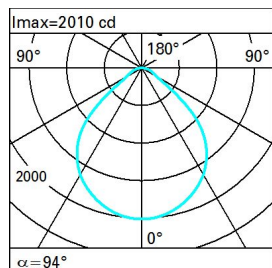
pending



Technical data

lm system:	4004	Colour temperature [K]:	3500
W system:	36.7	MacAdam Step:	2
lm source:	4550	Life Time LED 1:	> 50,000h - L90 - B10 (Ta 25°C)
W source:	32	Lamp code:	LED
Luminous efficiency (lm/W, real value):	109.1	Number of lamps for optical assembly:	1
lm in emergency mode:	-	ZVEI Code:	LED
Total light flux at or above an angle of 90° [Lm]:	0	Number of optical assemblies:	1
Light Output Ratio (L.O.R.) [%]:	88	Control:	DALI-2
CRI (minimum):	90		

Polar

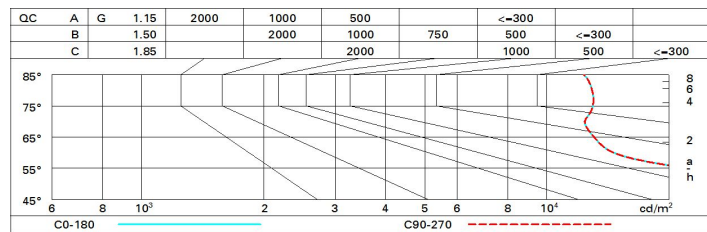
	Lux			
	h	d	Em	Emax
	2	4.3	323	502
	4	8.6	81	126
	6	12.9	36	56
	8	17.2	20	31

CIE
nL 0.88
65-92-98-100-88
UGR 24.7-24.3
DIN
A.51
UTE
0.88C+0.00T
F*1=648
F*1+F*2=920
F*1+F*2+F*3=980

Utilisation factors

R	77	75	73	71	55	53	33	00	DRR
K0.8	65	57	52	48	56	51	51	46	52
1.0	71	64	58	55	62	58	57	52	60
1.5	78	73	69	65	72	68	67	63	71
2.0	83	79	75	72	77	74	73	69	78
2.5	85	82	79	77	80	78	77	73	83
3.0	87	84	82	80	83	80	79	76	86
4.0	89	87	85	83	85	83	82	78	89
5.0	90	88	86	85	86	85	83	80	91

Luminance curve limit



UGR diagram

Corrected UGR values (at 4550 lm bare lamp luminous flux)											
Reflect.: ceiling/cav walls work pl. Room dim x y		viewed crosswise					viewed endwise				
2H	2H	23.3	24.2	23.6	24.5	24.7	23.3	24.2	23.6	24.5	24.7
	3H	23.6	24.5	23.9	24.7	25.0	23.3	24.2	23.7	24.5	24.8
	4H	23.8	24.6	24.2	24.9	25.2	23.3	24.1	23.7	24.4	24.7
	6H	24.1	24.8	24.4	25.1	25.4	23.3	24.0	23.7	24.3	24.7
	8H	24.2	24.9	24.5	25.2	25.5	23.3	24.0	23.7	24.3	24.7
	12H	24.2	24.9	24.6	25.2	25.6	23.2	23.9	23.6	24.3	24.6
4H	2H	23.3	24.1	23.7	24.4	24.7	23.8	24.6	24.2	24.9	25.2
	3H	23.8	24.5	24.2	24.9	25.2	24.1	24.7	24.5	25.1	25.5
	4H	24.2	24.8	24.6	25.2	25.5	24.2	24.8	24.6	25.2	25.5
	6H	24.6	25.1	25.0	25.5	25.9	24.3	24.8	24.7	25.2	25.6
	8H	24.7	25.2	25.2	25.6	26.0	24.3	24.8	24.7	25.2	25.6
	12H	24.8	25.2	25.3	25.7	26.1	24.3	24.7	24.8	25.2	25.6
8H	4H	24.3	24.8	24.7	25.2	25.6	24.7	25.2	25.2	25.6	26.0
	6H	24.8	25.2	25.3	25.6	26.1	24.9	25.3	25.4	25.8	26.2
	8H	25.0	25.4	25.5	25.8	26.3	25.0	25.4	25.5	25.8	26.3
	12H	25.2	25.5	25.7	26.0	26.5	25.1	25.4	25.6	25.9	26.4
12H	4H	24.3	24.7	24.8	25.2	25.6	24.8	25.2	25.3	25.7	26.1
	6H	24.8	25.2	25.3	25.6	26.1	25.1	25.4	25.6	25.9	26.4
	8H	25.1	25.4	25.6	25.9	26.4	25.2	25.5	25.7	26.0	26.5
Variations with the observer position at spacing:											
S =		1.0H					0.7 / -0.9				
		1.5H					1.4 / -1.7				
		2.0H					2.6 / -1.9				