

Last information update: April 2025

**Product configuration: RT86.S2**

RT86.S2: Luminaire L=880 - Warm White - Integrated DALI - Very Wide Flood (Down) optic - 62.3W 8265lm - 3000K - CRI 90 - Black/White/White Transparent

**Product code**

RT86.S2: Luminaire L=880 - Warm White - Integrated DALI - Very Wide Flood (Down) optic - 62.3W 8265lm - 3000K - CRI 90 - Black/White/White Transparent

**Technical description**

Luminaire made of painted extruded aluminium, frame and caps made of injection-moulded thermoplastic. Very Wide Flood optic (80°) in a Space Opti-Diamond (PMMA) version with a rear cover available in a White (Transparent White) or Black (Transparent Black) version. Integrated DALI dimmable power supply with CRI90 direct emission Warm white (3000K) monochrome LED lamp (Mid-Power).

**Installation**

For an electrified track

**Colour**

Black/White/White Transparent (S2)

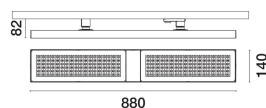
**Weight (Kg)**

2.73

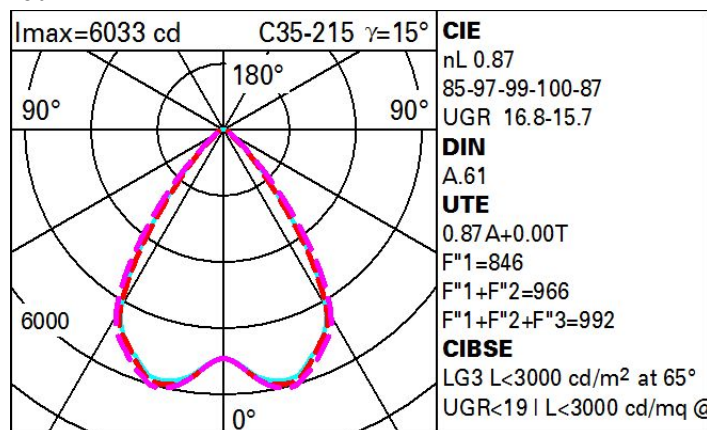
**Mounting**

dali track|three circuit track

Complies with EN60598-1 and pertinent regulations

**Technical data**

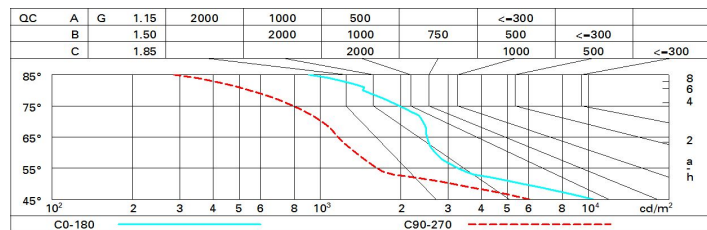
Im system:	8265	Lamp code:	LED
W system:	57	Number of lamps for optical assembly:	1
Im source:	9500	ZVEI Code:	LED
W source:	57	Number of optical assemblies:	1
Luminous efficiency (lm/W, real value):	145	Power factor:	See installation instructions
Im in emergency mode:	-	Inrush current:	10 A / - $\mu$ s
Total light flux at or above an angle of 90° [Lm]:	0	Maximum number of luminaires of this type per miniature circuit breaker:	B10A: 12 luminaires B16A: 20 luminaires C10A: 20 luminaires C16A: 34 luminaires
Light Output Ratio (L.O.R.) [%]:	87	Minimum dimming %:	1
CRI (minimum):	90	Overvoltage protection:	2kV Common mode & 1kV Differential mode
Colour temperature [K]:	3000	Control:	DALI-2
MacAdam Step:	3		

**Polar**

# Utilisation factors

R	77	75	73	71	55	53	33	00	DRR
K0.8	72	67	63	60	66	62	62	58	67
1.0	77	72	68	65	71	67	67	63	73
1.5	82	79	75	73	77	75	74	70	81
2.0	86	83	80	78	82	79	78	75	87
2.5	88	85	84	82	84	82	81	78	90
3.0	89	87	86	84	86	85	83	81	93
4.0	91	89	88	87	88	87	85	83	95
5.0	91	90	89	88	89	88	86	84	96

# Luminance curve limit



# UGR diagram

Corrected UGR values (at 9500 lm bare lamp luminous flux)											
Reflect.: ceiling/cav walls work pl. Room dim x y		0.70	0.70	0.50	0.50	0.30	0.70	0.70	0.50	0.50	0.30
		0.50	0.30	0.50	0.30	0.30	0.50	0.30	0.50	0.30	0.30
		0.20	0.20	0.20	0.20	0.20	0.20	0.20	0.20	0.20	0.20
		viewed crosswise					viewed endwise				
2H	2H	10.7	17.4	10.9	17.7	17.9	15.7	10.5	10.0	10.8	17.0
	3H	10.8	17.4	17.1	17.7	18.0	15.7	10.4	10.0	10.6	10.9
	4H	10.8	17.5	17.2	17.8	18.1	15.6	10.3	10.0	10.6	10.9
	6H	10.8	17.4	17.2	17.7	18.1	15.6	10.2	15.9	10.5	10.8
	8H	10.8	17.4	17.2	17.7	18.1	15.5	10.1	15.9	10.4	10.8
	12H	10.8	17.4	17.2	17.7	18.1	15.5	10.0	15.9	10.4	10.7
4H	2H	10.5	17.2	10.8	17.4	17.8	15.8	10.4	10.1	10.7	17.0
	3H	10.7	17.2	17.0	17.6	17.9	15.8	10.3	10.2	10.7	17.0
	4H	10.7	17.2	17.2	17.6	18.0	15.8	10.2	10.2	10.6	17.0
	6H	10.8	17.2	17.2	17.6	18.0	15.7	10.1	10.2	10.5	17.0
	8H	10.8	17.2	17.3	17.6	18.1	15.7	10.1	10.1	10.5	10.9
	12H	10.8	17.1	17.3	17.6	18.0	15.7	10.0	10.1	10.4	10.9
8H	4H	10.7	17.1	17.1	17.5	17.9	15.8	10.2	10.2	10.6	17.0
	6H	10.8	17.1	17.2	17.5	18.0	15.8	10.1	10.2	10.5	17.0
	8H	10.8	17.0	17.3	17.5	18.0	15.8	10.0	10.2	10.5	17.0
	12H	10.8	17.0	17.3	17.5	18.0	15.7	10.0	10.2	10.5	17.0
12H	4H	10.6	17.0	17.1	17.4	17.9	15.8	10.1	10.2	10.5	17.0
	6H	10.7	17.0	17.2	17.5	18.0	15.7	10.0	10.2	10.5	17.0
	8H	10.7	17.0	17.2	17.5	18.0	15.7	10.0	10.2	10.5	17.0
Variations with the observer position at spacing:											
S =	1.0H	2.7 / -3.8					3.0 / -4.4				
	1.5H	5.2 / -4.3					5.2 / -4.9				
	2.0H	7.1 / -4.9					7.1 / -5.2				