

## Twilight Copenhagen

Design iGuzzini

iGuzzini

Last information update: November 2024

### Product configuration: S386.01+X786.01

S386.01: Wall-mounted luminaire - A60 optic - Warm White - Zhaga Down - White

X786.01: Arm L=500mm for wall-mounting - for Twilight Copenhagen - White



### Product code

S386.01: Wall-mounted luminaire - A60 optic - Warm White - Zhaga Down - White

### Technical description

Outdoor luminaire with direct light street optic for wall-mounted installation. The optical assembly is made of EN1706AC 46100LF aluminium alloy, subjected to a multi-step, pre-treatment process in which the main phases are degreasing, fluorozirconation (a protective surface film) and sealing (with a nano-structured silane layer). The painting stage consists of a primer and a textured acrylic paint, cured at 150 °C, with a high level of weather and UV ray resistance. The 5 mm thick, sodium-calcium closing glass for both optical assemblies is fitted to the product via 3 captive screws on each side. The high IP rating is guaranteed by the silicone gasket placed between the two elements. Product fitted with a multi-pole Zhaga 4 PIN Down socket. Complete with Warm White monochrome LED circuit. The wiring and optical assembly can be opened with everyday tools. The product can be wall-mounted using a linear arm to be purchased separately. All external screws are made of stainless steel.

### Installation

The product can be wall-mounted using a linear arm code X786 to be purchased separately.

### Colour

White (01)


### Weight (Kg)

6.86

### Mounting

wall surface

Complies with EN60598-1 and pertinent regulations



### Accessory code

X786.01: Arm L=500mm for wall-mounting - for Twilight Copenhagen - White

### Technical description

Arm L=500mm for wall-mounting for the Twilight Copenhagen family.

### Colour

White (01)

### Mounting

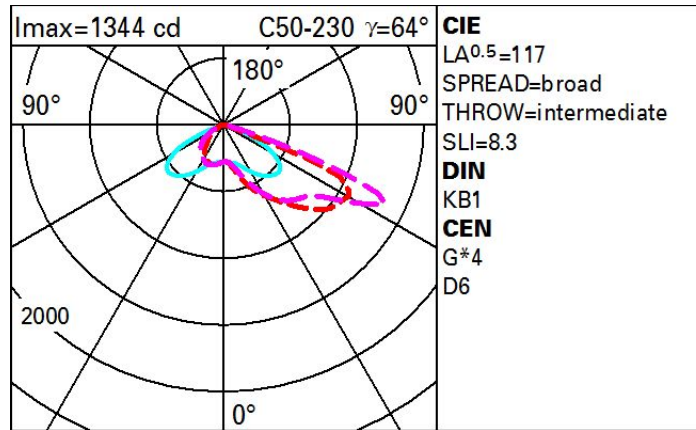
wall surface

Complies with EN60598-1 and pertinent regulations

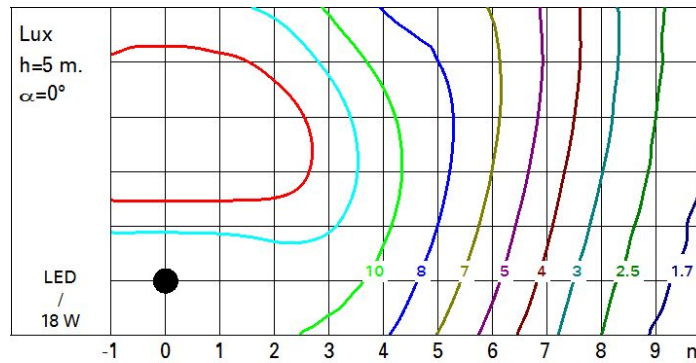
### Technical data

Im system:	2050	Life Time LED 2:	100,000h - L90 - B10 (Ta 40°C)
W system:	18	Lamp code:	LED
Im source:	-	Number of lamps for optical assembly:	1
W source:	-	ZVEI Code:	LED
Luminous efficiency (Im/W, real value):	113.9	Number of optical assemblies:	1
Im in emergency mode:	-	Intervallo temperatura ambiente:	from -40°C to 50°C.
Total light flux at or above an angle of 90° [Lm]:	0	Power factor:	See installation instructions
Light Output Ratio (L.O.R.) [%]:	100	Inrush current:	21 A / 300 µs
CRI (minimum):	70	Maximum number of luminaires of this type per miniature circuit breaker:	B10A: 13 luminaires B16A: 21 luminaires C10A: 21 luminaires C16A: 35 luminaires
Colour temperature [K]:	2200	Minimum dimming %:	10
MacAdam Step:	3	Overvoltage protection:	10kV Common mode & 6kV Differential mode
Life Time LED 1:	100,000h - L90 - B10 (Ta 25°C)		

# Polar



# Isolux



# Utilisation factors

