

## Twilight Copenhagen

Design iGuzzini

iGuzzini

Last information update: November 2024

### Product configuration: S388.01+X786.01

S388.01: Wall-mounted luminaire - A60 optic - Warm White - Zhaga Down - White

X786.01: Arm L=500mm for wall-mounting - for Twilight Copenhagen - White



### Product code

S388.01: Wall-mounted luminaire - A60 optic - Warm White - Zhaga Down - White

### Technical description

Outdoor luminaire with direct light street optic for wall-mounted installation. The optical assembly is made of EN1706AC 46100LF aluminium alloy, subjected to a multi-step, pre-treatment process in which the main phases are degreasing, fluorozirconation (a protective surface film) and sealing (with a nano-structured silane layer). The painting stage consists of a primer and a textured acrylic paint, cured at 150 °C, with a high level of weather and UV ray resistance. The 5 mm thick, sodium-calcium closing glass for both optical assemblies is fitted to the product via 3 captive screws on each side. The high IP rating is guaranteed by the silicone gasket placed between the two elements. Product fitted with a multi-pole Zhaga 4 PIN Down socket. Complete with Warm White monochrome LED circuit. The wiring and optical assembly can be opened with everyday tools. The product can be wall-mounted using a linear arm to be purchased separately. All external screws are made of stainless steel.

### Installation

The product can be wall-mounted using a linear arm code X786 to be purchased separately.

### Colour

White (01)


### Weight (Kg)

6.86

### Mounting

wall surface

Complies with EN60598-1 and pertinent regulations



### Accessory code

X786.01: Arm L=500mm for wall-mounting - for Twilight Copenhagen - White

### Technical description

Arm L=500mm for wall-mounting for the Twilight Copenhagen family.

### Colour

White (01)

### Mounting

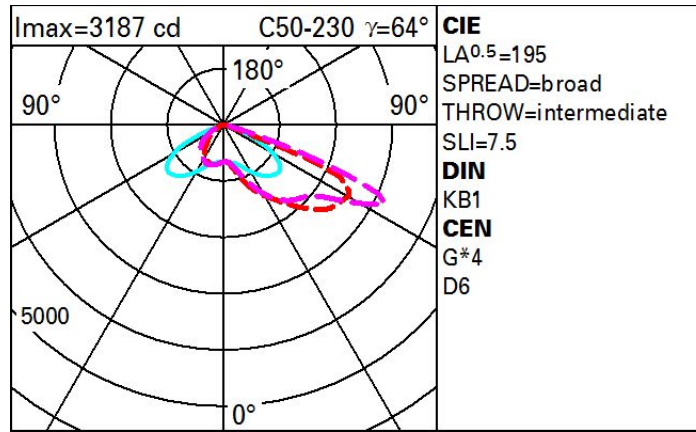
wall surface

Complies with EN60598-1 and pertinent regulations

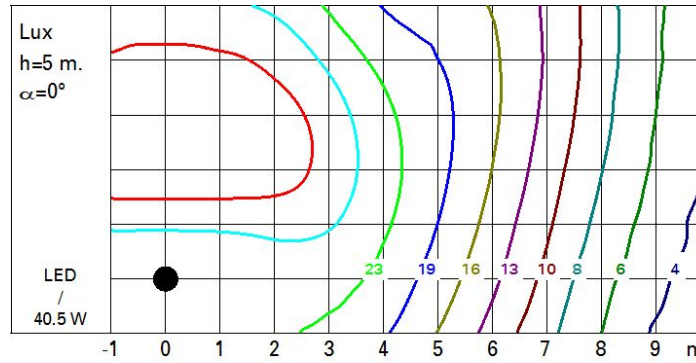
### Technical data

|  |                                |  |  |
|--|--------------------------------|--|--|
| Im system:   | 4860                           | Life Time LED 2:   | 100,000h - L90 - B10 (Ta 40°C)   |
| W system:  | 40.5                           | Lamp code:   | LED  |
| Im source:   | -                              | Number of lamps for optical assembly:                                    | 1  |
| W source:  | -                              | ZVEI Code:   | LED  |
| Luminous efficiency (Im/W, real value):            | 120                            | Number of optical assemblies:  | 1  |
| Im in emergency mode:                              | -                              | Intervallo temperatura ambiente:   | from -40°C to 50°C.  |
| Total light flux at or above an angle of 90° [Lm]: | 0                              | Power factor:  | See installation instructions  |
| Light Output Ratio (L.O.R.) [%]:                   | 100                            | Inrush current:  | 21 A / 300 µs  |
| CRI (minimum):                                     | 70                             | Maximum number of luminaires of this type per miniature circuit breaker: | B10A: 13 luminaires<br>B16A: 21 luminaires<br>C10A: 21 luminaires<br>C16A: 35 luminaires |
| Colour temperature [K]:                            | 2200                           | Minimum dimming %:   | 10   |
| MacAdam Step:                                      | 3                              | Overvoltage protection:  | 10kV Common mode & 6kV Differential mode   |
| Life Time LED 1:                                   | 100,000h - L90 - B10 (Ta 25°C) |  |  |

# Polar



# Isolux



# Utilisation factors

