

## Laser Blade XS


Design iGuzzini

iGuzzini

Last information update: June 2025

### Product configuration: Q492

Q492: Frame 5 cells - Wideflood beam - LED



### Product code

Q492: Frame 5 cells - Wideflood beam - LED

### Technical description

Linear miniaturised recessed luminaire with 5 optical elements for LED lamps - fixed optics. Despite the ultracompact size of the product, the patented technology of the optic system guarantees an efficient flow and a high level of controlled glare visual comfort. Main body with die-cast aluminium radiant surface, version with perimeter surface frame. Metallised, thermoplastic, high definition Opti Beam reflectors, integrated in a set-back position in the anti-glare screen. Supplied with a power supply unit connected to the luminaire.

### Installation

Recessed with steel wire springs for false ceilings from 1 to 25 mm thick - preparation hole 24 x 96.

### Weight (Kg)

0.35

### Mounting

wall recessed|ceiling recessed

### Wiring

On the power supply unit with terminal board included.

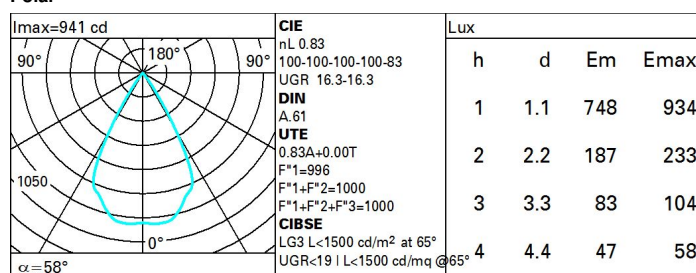
Complies with EN60598-1 and pertinent regulations



### Technical data

lm system:	739	CRI (minimum):	90
W system:	12.7	Colour temperature [K]:	2700
lm source:	890	MacAdam Step:	2
W source:	9.9	Life Time LED 1:	> 50,000h - L80 - B10 (Ta 25°C)
Luminous efficiency (lm/W, real value):	58.2	Voltage [Vin]:	230
lm in emergency mode:	-	Lamp code:	LED
Total light flux at or above an angle of 90° [Lm]:	0	Number of lamps for optical assembly:	1
Light Output Ratio (L.O.R.) [%]:	83	ZVEI Code:	LED
Beam angle [°]:	58°	Number of optical assemblies:	1

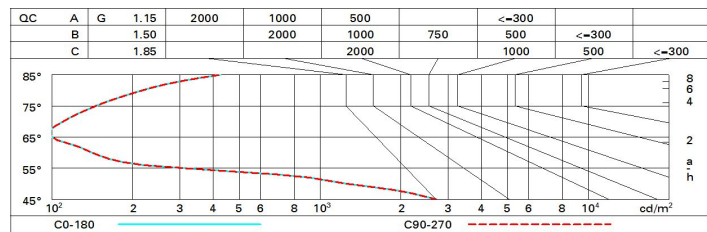
### Polar



# Utilisation factors

R	77	75	73	71	55	53	33	00	DRR
K0.8	75	71	68	66	70	68	68	65	78
1.0	78	75	72	70	74	72	71	69	83
1.5	82	79	77	76	78	77	76	73	89
2.0	85	83	81	80	82	80	79	77	93
2.5	86	85	84	83	84	83	82	79	96
3.0	87	86	85	85	85	84	83	81	98
4.0	88	87	87	86	86	86	84	82	99
5.0	89	88	88	88	87	86	85	83	100

# Luminance curve limit



# UGR diagram

Corrected UGR values (at 890 lm bare lamp luminous flux)											
Reflect.: ceiling walls work pl. Room dim x y		viewed crosswise					viewed endwise				
2H	2H	10.9	17.4	17.2	17.0	17.8	10.9	17.4	17.2	17.0	17.8
	3H	10.8	17.2	17.1	17.5	17.7	10.8	17.2	17.1	17.5	17.7
	4H	10.7	17.1	17.1	17.4	17.7	10.7	17.1	17.1	17.4	17.7
	6H	10.6	17.0	17.0	17.3	17.6	10.6	17.0	17.0	17.3	17.6
	8H	10.6	17.0	17.0	17.3	17.6	10.6	17.0	17.0	17.3	17.6
	12H	10.6	16.9	16.9	17.2	17.6	10.6	16.9	16.9	17.2	17.6
4H	2H	10.7	17.1	17.1	17.4	17.7	10.7	17.1	17.1	17.4	17.7
	3H	10.6	16.9	16.9	17.2	17.6	10.6	16.9	16.9	17.2	17.6
	4H	10.5	16.8	16.9	17.1	17.5	10.5	16.8	16.9	17.1	17.5
	6H	10.4	16.7	16.8	17.0	17.5	10.4	16.7	16.8	17.0	17.5
	8H	10.3	16.6	16.8	17.0	17.4	10.3	16.6	16.8	17.0	17.4
	12H	10.3	16.5	16.7	16.9	17.4	10.3	16.5	16.7	16.9	17.4
8H	4H	10.3	16.6	16.8	17.0	17.4	10.3	16.6	16.8	17.0	17.4
	6H	10.2	16.4	16.7	16.9	17.4	10.2	16.4	16.7	16.9	17.4
	8H	10.2	16.4	16.7	16.8	17.3	10.2	16.4	16.7	16.8	17.3
	12H	10.1	16.3	16.6	16.8	17.3	10.1	16.3	16.6	16.8	17.3
12H	4H	10.3	16.5	16.7	16.9	17.4	10.3	16.5	16.7	16.9	17.4
	6H	10.2	16.4	16.7	16.8	17.3	10.2	16.4	16.7	16.8	17.3
	8H	10.1	16.3	16.6	16.8	17.3	10.1	16.3	16.6	16.8	17.3
Variations with the observer position at spacing:											
S =		1.0H					0.5 / -24.9				
		1.5H					9.4 / -25.6				
		2.0H					11.4 / -25.8				