


Last information update: April 2025

Product configuration: QR20

QR20: Frameless Recessed luminaire - LEDs - Neutral White - Incorporated DALI dimmable power supply - Wall washer optic

**Product code**

QR20: Frameless Recessed luminaire - LEDs - Neutral White - Incorporated DALI dimmable power supply - Wall washer optic

Technical description

Miniaturised recessed rectangular luminaire with LED light sources. Main body with die-cast aluminium radiant surface, minimal version (frameless) for flush installation on ceilings. Asymmetric optical system designed to obtain effective wall washer distribution. Flow recuperator - super-pure aluminium reflector - PMMA diffuser screen with ribbed texture; a special acrylic film, associated with the screen, allows for obtaining a uniform and effective light emission on the wall. Black polycarbonate inner perimeter frame. Supplied with DALI dimmable control gear connected to the luminaire. Neutral White LEDs.

Installation

Recessed with steel wire springs on a specific adapter (included), ensuring flush installation on ceiling. The adapter (Th. 12.5 mm) is fixed to the ceiling with self-tapping screws; the wall is then filled and skim-coated; after inserting the luminaire's body, the finishing touches are applied. Recess opening 35 x 404.

Colour

Black (04)

Mounting

wall recessed|ceiling recessed

Wiring

On control gear box; screw connections.

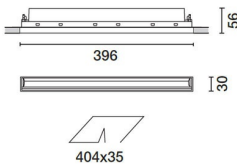
Complies with EN60598-1 and pertinent regulations



IP20

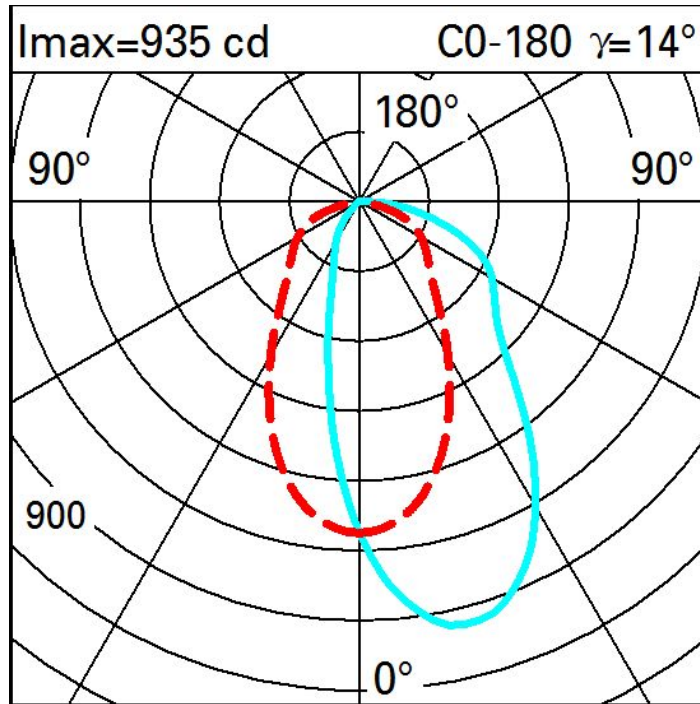
IP43

On the visible part of the product once installed

**Technical data**

| | | | |
|--|------|---------------------------------------|---------------------------------|
| lm system: | 1189 | CRI (typical): | 97 |
| W system: | 31 | Colour temperature [K]: | 3500 |
| lm source: | 3050 | MacAdam Step: | 3 |
| W source: | 31 | Life Time LED 1: | > 50,000h - L90 - B10 (Ta 25°C) |
| Luminous efficiency (lm/W, real value): | 38.4 | Lamp code: | LED |
| lm in emergency mode: | - | Number of lamps for optical assembly: | 1 |
| Total light flux at or above an angle of 90° [Lm]: | 0 | ZVEI Code: | LED |
| Light Output Ratio (L.O.R.) [%]: | 39 | Number of optical assemblies: | 1 |
| CRI (minimum): | 95 | Control: | DALI-2 |

Polar



Illuminances

Lux Wall distance = 1m

| | | | | | | | | | | | | |
|---|---|----|----|----|-----|-----|-----|----|----|----|---|--|
| 3 | | | | | | | | | | | | |
| | 3 | 7 | 17 | 46 | 129 | 218 | 129 | 46 | 17 | 7 | 3 | |
| 2 | 6 | 12 | 24 | 53 | 113 | 157 | 113 | 53 | 24 | 12 | 6 | |
| | 7 | 12 | 23 | 48 | 91 | 118 | 91 | 48 | 23 | 12 | 7 | |
| 1 | 6 | 11 | 20 | 39 | 64 | 78 | 64 | 39 | 20 | 11 | 6 | |
| | 6 | 10 | 18 | 29 | 42 | 48 | 42 | 29 | 18 | 10 | 6 | |
| 0 | | | | | | | | | | | | |
| | m | -2 | -1 | 0 | 1 | 2 | 3 | | | | | |