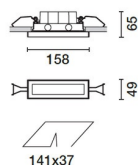



Last information update: March 2025

Product configuration: BX67

BX67: Recessed rectangular ceiling-mounted IP65 luminaire, compact body, Warm White LEDs, DALI Wide Flood optic.

**Product code**

BX67: Recessed rectangular ceiling-mounted IP65 luminaire, compact body, Warm White LEDs, DALI Wide Flood optic.

Technical description

Miniaturised recessed rectangular luminaire with five optical elements with 2700K Warm White LED light sources - fixed Wide Flood optic, DALI. Comprises a (round) optical compartment, frame, glass, outgoing cable and installation accessories to be ordered separately, where necessary. The optical compartment and frame are made of aluminium alloy and subjected to a multi-step pre-treatment process, the main phases of which include degreasing, fluorozirconic coating (a surface protective coat) and sealing (silane-based nanostructured coat). The successive painting phase is completed using primer and liquid acrylic paint, baked at 150°C, guaranteeing excellent resistance to atmospheric agents and UV rays. The glass-holder frame has plastic end caps. Tempered soda-lime closing glass, transparent with black screen-printing on the edge, 3mm thickness, attached to the frame with silicone. Silicone seals are placed between the glass-holder frame and the optical compartment. High-definition optic made of metallic thermoplastic, integrated into the black anti-glare screen towards the rear. Grade 304 stainless steel supporting springs. Equipped with IP68 box housing the control gear with outgoing cables for connection. The optical compartment and control gear are connected through IP68 quick-fit connectors. All external screws are made of A2 stainless steel.

Installation

Recessed installation with protruding frame on 1-25mm-thick suspended ceilings. Recess opening on suspended ceiling, size 141x37. Recessed installation with flush frame on 12.5mm- or 15mm-thick suspended ceilings, through adapter frame to be ordered separately. Installation on concrete ceilings using an outer casing to be ordered separately (flush and protruding frame).

Colour

Black / Black (43) | Black / White (47) | Grey / Black (74) | Rust
Brown / Black (I5) | Black/Glossy Urban Bronze (S7) |
Black/Glossy Copper (S8) | Black/Glossy Sand (S9) |
Black/Glossy Lead (T0) | White/Glossy Urban Bronze (T1) |
White/Glossy Copper (T2) | White/Glossy Sand (T3) |
White/Glossy Lead (T4) | Grey/Glossy Urban Bronze (T5) |
Grey/Glossy Copper (T6) | Grey/Glossy Sand (T7) | Grey/Glossy
Lead (T8) | Rust Brown/Glossy Urban Bronze (T9) | Rust
Brown/Glossy Copper (U0) | Rust Brown/Glossy Sand (U1) | Rust
Brown/Glossy Lead (U2)

Weight (Kg)

0.8

Mounting

ceiling recessed

Wiring

Power supply unit inclusive of DALI electronic control gear (220-240VAC 50/60Hz) with outgoing connection cable. IP68 connectors, to be ordered separately, are available for the electrical connections.

Notes

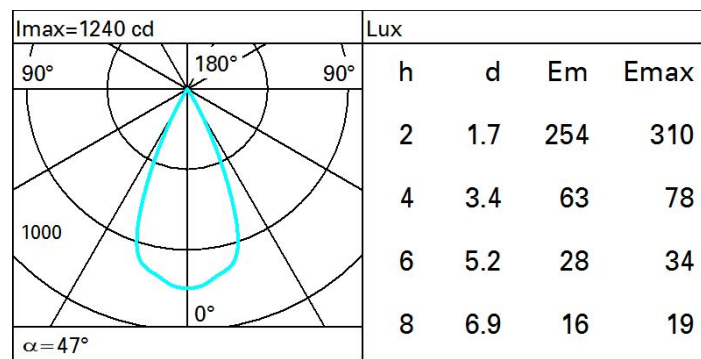
Versions with black painted frame or with Neutral White LEDs (Wide Flood optic) are available on request.

Complies with EN60598-1 and pertinent regulations

**Technical data**

| | | | |
|--|------|--|--|
| Im system: | 655 | Life Time LED 1: | 100,000h - L90 - B10 (Ta 25°C) |
| W system: | 12.5 | Life Time LED 2: | 100,000h - L90 - B10 (Ta 40°C) |
| Im source: | 850 | Lamp code: | LED |
| W source: | 10 | Number of lamps for optical assembly: | 1 |
| Luminous efficiency (Im/W, real value): | 52.4 | ZVEI Code: | LED |
| Im in emergency mode: | - | Number of optical assemblies: | 1 |
| Total light flux at or above an angle of 90° [Lm]: | 0 | Intervallo temperatura ambiente: | from -30°C to 50°C. |
| Light Output Ratio (L.O.R.) [%]: | 77 | Power factor: | See installation instructions |
| Beam angle [°]: | 47° | Inrush current: | 5 A / 50 µs |
| CRI (minimum): | 95 | Maximum number of luminaires of this type per miniature circuit breaker: | B10A: 31 luminaires B16A: 50 luminaires C10A: 52 luminaires C16A: 85 luminaires |
| CRI (typical): | 97 | Minimum dimming %: | 1 |
| Colour temperature [K]: | 2700 | Overvoltage protection: | 4kV Common mode & 4kV Differential mode |
| MacAdam Step: | 3 | Control: | DALI-2 |

Polar



Isolux

