

Last information update: April 2025

Product configuration: Q994.39

Q994.39: adjustable luminaire - Ø 153 mm - warm white - flood optic - frame - 31.2W 1575lm - 2700K - CRI 90 - White / Aluminium



Product code

Q994.39: adjustable luminaire - Ø 153 mm - warm white - flood optic - frame - 31.2W 1575lm - 2700K - CRI 90 - White / Aluminium

Technical description

Round adjustable luminaire designed to use an LED lamp with C.O.B.technology in a warm white colour tone 2700K (CRI 90). Version with rim for surface-mounting. Painted, die-cast aluminium body. Lower reflector vacuum-metallised with aluminium vapours with an anti-scratch protective layer. Anodised aluminium upper reflector. Black, zinc-plated sheet steel bracket. The luminaire can be rotated 30° relative to the horizontal plane and 358° about the vertical axis. The luminaire is fitted with mechanical locks for light beam aiming. Painted extruded aluminium dissipater.

Installation

Recessed using torsion springs which allow easy installation in false ceilings with thickness ranging from 1 mm to 25 mm.

Weight (Kg)

1.43

Mounting

ceiling recessed

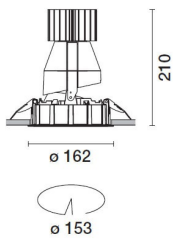
Wiring

Product complete with DALI components

Notes

TPb rated

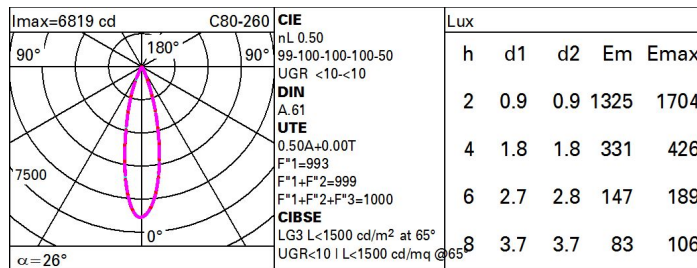
Complies with EN60598-1 and pertinent regulations



Technical data

| | | | |
|--|------|---------------------------------------|---------------------------------|
| lm system: | 1575 | CRI (minimum): | 90 |
| W system: | 31.2 | Colour temperature [K]: | 2700 |
| lm source: | 3150 | MacAdam Step: | 2 |
| W source: | 28 | Life Time LED 1: | > 50,000h - L90 - B10 (Ta 25°C) |
| Luminous efficiency (lm/W, real value): | 50.5 | Lamp code: | LED |
| lm in emergency mode: | - | Number of lamps for optical assembly: | 1 |
| Total light flux at or above an angle of 90° [Lm]: | 0 | ZVEI Code: | LED |
| Light Output Ratio (L.O.R.) [%]: | 50 | Number of optical assemblies: | 1 |
| Beam angle [°]: | 26° | Control: | DALI |

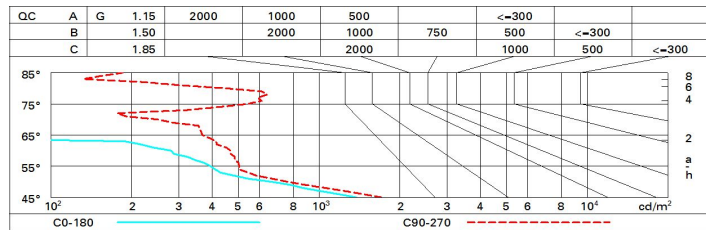
Polar



Utilisation factors

| | | | | | | | | | |
|------|----|----|----|----|----|----|----|----|-----|
| R | 77 | 75 | 73 | 71 | 55 | 53 | 33 | 00 | DRR |
| K0.8 | 45 | 43 | 41 | 40 | 42 | 41 | 41 | 39 | 78 |
| 1.0 | 47 | 45 | 43 | 42 | 44 | 43 | 43 | 41 | 83 |
| 1.5 | 49 | 48 | 47 | 46 | 47 | 46 | 46 | 44 | 88 |
| 2.0 | 51 | 50 | 49 | 48 | 49 | 48 | 48 | 46 | 93 |
| 2.5 | 52 | 51 | 50 | 50 | 50 | 50 | 49 | 48 | 96 |
| 3.0 | 52 | 52 | 51 | 51 | 51 | 51 | 50 | 49 | 98 |
| 4.0 | 53 | 53 | 52 | 52 | 52 | 52 | 51 | 50 | 99 |
| 5.0 | 53 | 53 | 53 | 53 | 52 | 52 | 51 | 50 | 100 |

Luminance curve limit



UGR diagram

| Corrected UGR values (at 3150 lm bare lamp luminous flux) | | | | | | | | | | | |
|---|------|------------------|------|------|------|------|----------------|------|------|------|------|
| Reflect.: | | viewed crosswise | | | | | viewed endwise | | | | |
| ceiling/cav | | 0.70 | 0.70 | 0.50 | 0.50 | 0.30 | 0.70 | 0.70 | 0.50 | 0.50 | 0.30 |
| walls | | 0.50 | 0.30 | 0.50 | 0.30 | 0.30 | 0.50 | 0.30 | 0.50 | 0.30 | 0.30 |
| work pl. | | 0.20 | 0.20 | 0.20 | 0.20 | 0.20 | 0.20 | 0.20 | 0.20 | 0.20 | 0.20 |
| Room dim | | | | | | | | | | | |
| x | y | | | | | | | | | | |
| 2H | 2H | 2.2 | 4.3 | 2.6 | 4.6 | 5.0 | 1.2 | 3.3 | 1.6 | 3.6 | 4.0 |
| | 3H | 2.1 | 3.7 | 2.4 | 4.0 | 4.4 | 1.1 | 2.7 | 1.4 | 3.0 | 3.4 |
| | 4H | 2.0 | 3.4 | 2.4 | 3.7 | 4.1 | 1.0 | 2.4 | 1.4 | 2.7 | 3.1 |
| | 6H | 2.0 | 3.0 | 2.3 | 3.4 | 3.7 | 1.0 | 2.0 | 1.4 | 2.4 | 2.7 |
| | 8H | 1.9 | 3.0 | 2.3 | 3.3 | 3.7 | 0.9 | 2.0 | 1.3 | 2.3 | 2.7 |
| 12H | 1.9 | 2.9 | 2.3 | 3.2 | 3.6 | 0.9 | 1.9 | 1.3 | 2.3 | 2.6 | |
| 4H | 2H | 2.0 | 3.4 | 2.4 | 3.7 | 4.1 | 1.0 | 2.4 | 1.4 | 2.7 | 3.1 |
| | 3H | 1.9 | 2.9 | 2.3 | 3.3 | 3.7 | 0.9 | 1.9 | 1.3 | 2.3 | 2.6 |
| | 4H | 1.8 | 2.8 | 2.2 | 3.1 | 3.5 | 0.8 | 1.7 | 1.2 | 2.1 | 2.5 |
| | 6H | 1.4 | 3.1 | 1.9 | 3.5 | 4.0 | 0.4 | 2.1 | 0.9 | 2.5 | 3.0 |
| | 8H | 1.3 | 3.2 | 1.8 | 3.6 | 4.1 | 0.3 | 2.1 | 0.8 | 2.6 | 3.1 |
| 12H | 1.2 | 3.1 | 1.7 | 3.6 | 4.1 | 0.2 | 2.1 | 0.7 | 2.6 | 3.1 | |
| 8H | 4H | 1.3 | 3.2 | 1.8 | 3.6 | 4.1 | 0.3 | 2.1 | 0.8 | 2.6 | 3.1 |
| | 6H | 1.2 | 3.0 | 1.7 | 3.5 | 4.0 | 0.1 | 1.9 | 0.6 | 2.4 | 2.9 |
| | 8H | 1.1 | 2.7 | 1.7 | 3.2 | 3.8 | 0.1 | 1.7 | 0.6 | 2.2 | 2.8 |
| | 12H | 1.3 | 2.4 | 1.8 | 2.9 | 3.4 | 0.2 | 1.3 | 0.8 | 1.8 | 2.4 |
| 12H | 4H | 1.2 | 3.1 | 1.7 | 3.6 | 4.1 | 0.2 | 2.1 | 0.7 | 2.6 | 3.1 |
| | 6H | 1.1 | 2.7 | 1.7 | 3.2 | 3.8 | 0.1 | 1.7 | 0.6 | 2.2 | 2.8 |
| | 8H | 1.3 | 2.4 | 1.8 | 2.9 | 3.4 | 0.2 | 1.3 | 0.8 | 1.8 | 2.4 |
| Variations with the observer position at spacing: | | | | | | | | | | | |
| S = | 1.0H | 5.1 / -9.9 | | | | | 4.9 / -14.1 | | | | |
| | 1.5H | 7.8 / -15.6 | | | | | 7.7 / -27.4 | | | | |
| | 2.0H | 9.8 / -20.4 | | | | | 9.7 / -27.1 | | | | |