Palco

Design Artec Studio | **iGuzzini**

Last information update: October 2024

Product configuration: P206
P206: small body - Neutral White - dimmable electronics - wide flood optic

Product code
P206: small body - Neutral White - dimmable electronics - wide flood optic

Technical description
Adjustable spotlight with adapter for installation on mains voltage track for high-performance LED with monochromatic Neutral White (4,000K) emission. Dimmable electronic ballast built-into product. The fitting is made of die-cast aluminium and thermoplastic material. It enables 360° rotation around the vertical axis and 90° inclination with respect to the horizontal plane. It is provided with mechanical locks for orientation, for both rotations, which are applied by using the same tool on two screws, one in lateral position to the rod and one on the track adapter. Passive cooling system. Spotlight able to house up to two flat accessories at the same time. One further external component can be applied, either directional flaps or anti-glare screen. All the external accessories can be rotated by 360° with respect to the longitudinal axis of the spotlight.

Installation
Mounted on electrified track on dedicated base

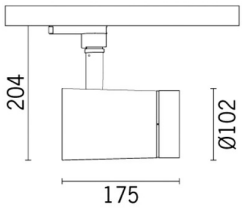

Colour	Weight (Kg)
White (01) | Black (04)	1.28

Mounting
three circuit track

Wiring
Dimmable electronics components contained within the fitting

Complies with EN60598-1 and pertinent regulations

IP20 IP40 for optical assembly

pending

Technical data

lm system:	2413
W system:	27.5
lm source:	3200
W source:	24
Luminous efficiency (lm/W, real value):	87.7
lm in emergency mode:	-
Total light flux at or above an angle of 90° [Lm]:	0
Light Output Ratio (L.O.R.) [%]:	75
Beam angle [°]:	46°
CRI (minimum):	80
Colour temperature [K]:	4000
MacAdam Step:	2

Life Time LED 1:	> 50,000h - L90 - B10 (Ta 25°C)
Lamp code:	LED
Number of lamps for optical assembly:	1
ZVEI Code:	LED
Number of optical assemblies:	1
Power factor:	See installation instructions
Inrush current:	5 A / 50 µs
Maximum number of luminaires of this type per miniature circuit breaker:	B10A: 31 luminaires B16A: 50 luminaires C10A: 52 luminaires C16A: 85 luminaires
Minimum dimming %:	1
Overvoltage protection:	4kV Common mode & 2kV Differential mode
Control:	Completo di dimmer

Polar

Imax=4596 cd

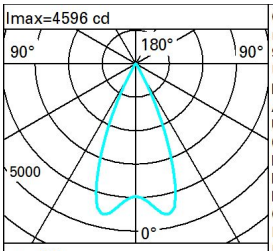

α = 45°

CIE
nL 0.75
99-100-100-100-75
UGR <10-<10
DIN
A.61
UTE
0.75A+0.00T
F"1=989
F"1+F"2=999
F"1+F"2+F"3=1000
CIBSE
LG3 L<1500 cd/m² at 65°
UGR<10 I L<1500 cd/mq @65°

Lux

h	d	Em	Emax
2	1.7	920	1083
4	3.3	230	271
6	5	102	120
8	6.7	58	68

Utilisation factors

R	77	75	73	71	55	53	33	00	DRR
K0.8	68	64	62	60	64	61	61	59	78
1.0	71	68	65	64	67	65	65	62	82
1.5	74	72	70	69	71	69	69	67	88
2.0	77	75	74	72	74	73	72	70	93
2.5	78	77	76	75	76	75	74	72	95
3.0	79	78	77	77	77	76	75	74	97
4.0	80	79	79	78	78	78	77	75	99
5.0	81	80	80	79	79	78	77	75	100

Luminance curve limit

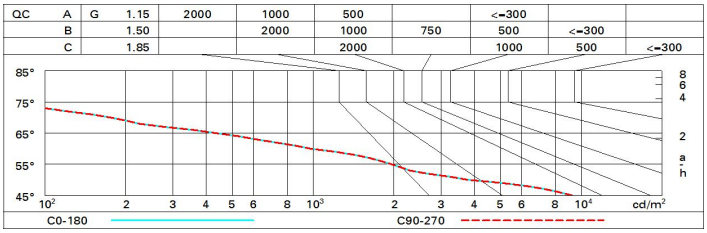

UGR diagram

Corrected UGR values (at 3200 lm bare lamp luminous flux)

Riflect.:											
ceil/cav		0.70	0.70	0.50	0.50	0.30	0.70	0.70	0.50	0.50	0.30
walls		0.50	0.30	0.50	0.30	0.30	0.50	0.30	0.50	0.30	0.30
work pl.		0.20	0.20	0.20	0.20	0.20	0.20	0.20	0.20	0.20	0.20
Room dim		viewed crosswise					viewed endwise				
x	y										
2H	2H	9.4	10.0	9.7	10.3	10.5	9.4	10.0	9.7	10.3	10.5
	3H	9.3	9.8	9.6	10.1	10.4	9.3	9.9	9.6	10.1	10.4
	4H	9.2	9.7	9.6	10.0	10.3	9.3	9.7	9.6	10.0	10.3
	6H	9.2	9.6	9.5	9.9	10.3	9.2	9.6	9.5	9.9	10.3
	8H	9.1	9.6	9.5	9.9	10.2	9.1	9.6	9.5	9.9	10.2
	12H	9.1	9.5	9.5	9.8	10.2	9.1	9.5	9.5	9.9	10.2
4H	2H	9.3	9.7	9.6	10.0	10.3	9.2	9.7	9.6	10.0	10.3
	3H	9.1	9.5	9.5	9.9	10.2	9.1	9.5	9.5	9.9	10.2
	4H	9.0	9.4	9.4	9.7	10.1	9.0	9.4	9.4	9.7	10.1
	6H	8.9	9.2	9.4	9.6	10.1	8.9	9.2	9.4	9.6	10.1
	8H	8.9	9.2	9.3	9.6	10.0	8.9	9.2	9.3	9.6	10.0
	12H	8.8	9.1	9.3	9.5	10.0	8.8	9.1	9.3	9.5	10.0
8H	4H	8.9	9.2	9.3	9.6	10.0	8.9	9.2	9.3	9.6	10.0
	6H	8.8	9.0	9.3	9.5	10.0	8.8	9.0	9.3	9.5	10.0
	8H	8.7	8.9	9.2	9.4	9.9	8.7	8.9	9.2	9.4	9.9
	12H	8.7	8.9	9.2	9.3	9.9	8.7	8.9	9.2	9.3	9.9
12H	4H	8.8	9.1	9.3	9.5	10.0	8.8	9.1	9.3	9.5	10.0
	6H	8.7	8.9	9.2	9.4	9.9	8.7	8.9	9.2	9.4	9.9
	8H	8.7	8.9	9.2	9.3	9.9	8.7	8.9	9.2	9.3	9.9

Variations with the observer position at spacing:

S =	1.0H	5.1 / -10.3	5.1 / -10.3
	1.5H	7.8 / -15.6	7.8 / -15.6
	2.0H	9.8 / -20.9	9.8 / -20.9