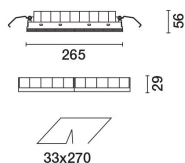



Last information update: April 2025

Product configuration: QL56

QL56: Minimal sections 2 x 5 LEDs - Wall Washer - LGC

**Product code**

QL56: Minimal sections 2 x 5 LEDs - Wall Washer - LGC

Technical description

Linear recessed miniaturised luminaire for LED lamps, specialised for vertical wall lighting. The patented optic system guarantees a homogeneous and effective emission on the wall, as well as avoiding shadow zones near the ceiling. The black polycarbonate perimeter frame is designed to significantly reduce the effect of longitudinal glare while also guaranteeing maximum light uniformity on the wall. Main body with die-cast aluminium radiant surface, minimal (frameless) version for mounting flush with the ceiling. For recessed installation in a false ceiling a specific adapter is required that is available with a separate item code. Flux enhancer - superpure aluminium reflector - asymmetrical textured PMMA screen. Supplied with a dimmable DALI power supply unit connected to the luminaire. High colour rendering LED.

Installation

The recess body is inserted in the specific adapter installed previously by means of a steel wire spring - check the thickness of the false ceiling and use a compatible frame available with a separate item code.

Colour

Black (04)

Weight (Kg)

0.55

Mounting

wall recessed|ceiling recessed

Wiring

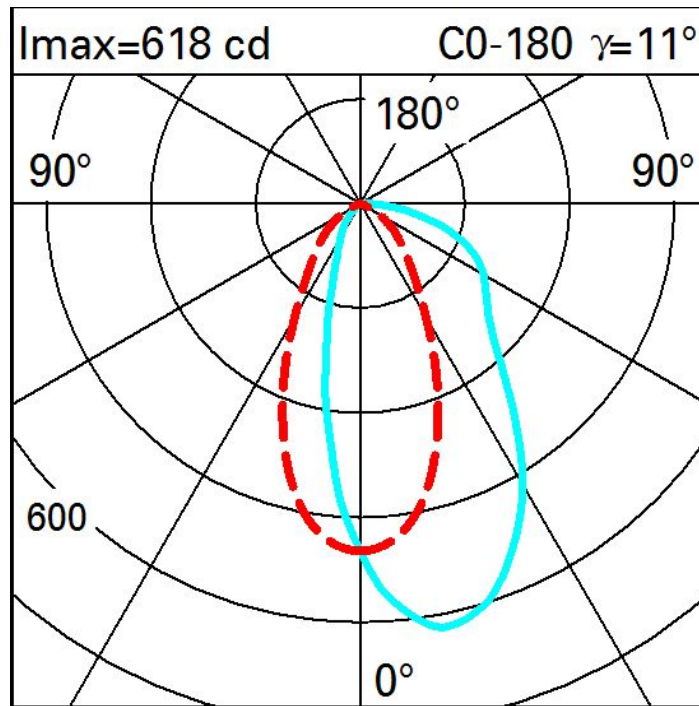
on power supply box: screw connections.

Complies with EN60598-1 and pertinent regulations

**Technical data**

| | | | |
|--|------|---------------------------------------|-------------------------------|
| Im system: | 620 | CRI (typical): | 97 |
| W system: | 24.5 | Colour temperature [K]: | 4000 |
| Im source: | 2000 | MacAdam Step: | 3 |
| W source: | 21 | Life Time LED 1: | 50,000h - L90 - B10 (Ta 25°C) |
| Luminous efficiency (Im/W, real value): | 25.3 | Lamp code: | LED |
| Im in emergency mode: | - | Number of lamps for optical assembly: | 1 |
| Total light flux at or above an angle of 90° [Lm]: | 0 | ZVEI Code: | LED |
| Light Output Ratio (L.O.R.) [%]: | 31 | Number of optical assemblies: | 1 |
| CRI (minimum): | 95 | Control: | DALI-2 |

Polar



Illuminances

| Lux | | | | | | | | | | | |
|-----|-----|-----|----|----|----|---------------------|----|----|----|-----|-----|
| | | | | | | Wall distance = 1 m | | | | | |
| 3 | 0.4 | 1.0 | 3 | 15 | 61 | 135 | 61 | 15 | 3 | 1.0 | 0.4 |
| 2 | 0.9 | 3 | 8 | 24 | 61 | 97 | 61 | 24 | 8 | 3 | 0.9 |
| | 2 | 4 | 10 | 23 | 51 | 72 | 51 | 23 | 10 | 4 | 2 |
| 1 | 2 | 4 | 9 | 20 | 38 | 48 | 38 | 20 | 9 | 4 | 2 |
| 0 | 2 | 4 | 8 | 16 | 25 | 30 | 25 | 16 | 8 | 4 | 2 |
| | m | -2 | -1 | 0 | 1 | 2 | 3 | | | | |