Palco Pro

Design Artec Studio | **iGuzzini**

Last information update: January 2025

Product configuration: PS05.01
PS05.01: Dimmable electronic Ø102mm DALI body - Super Spot optic - 13.9W 599.2lm - 3500K - CRI 90 - White

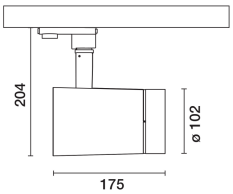

Product code
PS05.01: Dimmable electronic Ø102mm DALI body - Super Spot optic - 13.9W 599.2lm - 3500K - CRI 90 - White

Technical description
Adjustable spotlight with adapter for installation on an electrified track or base. High chromatic yield LED lamp with 3500K tone and OptiBeam Lens optic system and Super Spot optic. Dimmable electronic DALI power supply integrated in product. Luminaire made of die-cast aluminium and thermoplastic material that allows a 360° rotation about the vertical axis and 90° tilting relative to the horizontal plane with mechanical aiming locks. Passive heat dissipation. Spotlight with “Push&Go” system designed to hold up to two flat accessories at the same time. The same system can also be used to apply another external component selected from the directional flaps and anti-glare screen. All internal accessories rotate 360° about the spotlight longitudinal axis.

Installation
Installation on an electrified track or base.

Colour
White (01)

Weight (Kg)
1.33

Mounting
wall surface|ceiling surface

Wiring
Electronic components integrated in product

Complies with EN60598-1 and pertinent regulations

IP20 IP40 for optical assembly

Technical data

lm system:	599	CRI (minimum):	90
W system:	13.9	Colour temperature [K]:	3500
lm source:	1070	MacAdam Step:	2
W source:	11	Life Time LED 1:	> 50,000h - L90 - B10 (Ta 25°C)
Luminous efficiency (lm/W, real value):	43.1	Lamp code:	LED
lm in emergency mode:	-	Number of lamps for optical assembly:	1
Total light flux at or above an angle of 90° [Lm]:	0	ZVEI Code:	LED
Light Output Ratio (L.O.R.) [%]:	56	Number of optical assemblies:	1
Beam angle [°]:	7.7°	Control:	DALI-2

Polar

Imax=24655 cd

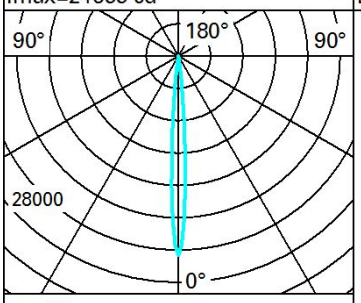

α=8°

Lux

h	d	Em	Emax
2	0.3	4634	6164
4	0.5	1158	1541
6	0.8	515	685
8	1.1	290	385

Utilisation factors

R	77	75	73	71	55	53	33	00	DRR
K0.8	50	48	46	44	47	46	45	43	78
1.0	53	50	48	47	50	48	48	46	82
1.5	55	53	52	51	53	52	51	49	88
2.0	57	56	55	54	55	54	53	52	93
2.5	58	57	56	56	56	56	55	53	95
3.0	59	58	57	57	57	57	56	55	97
4.0	59	59	59	58	58	58	57	55	99
5.0	60	59	59	59	59	58	57	56	100
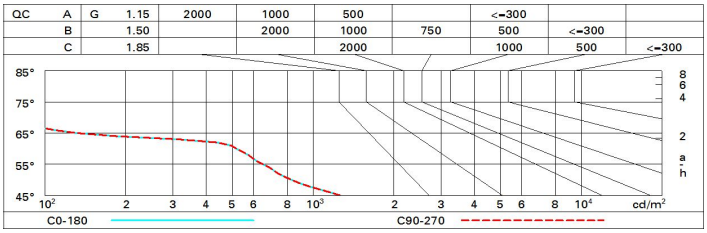
Luminance curve limit