
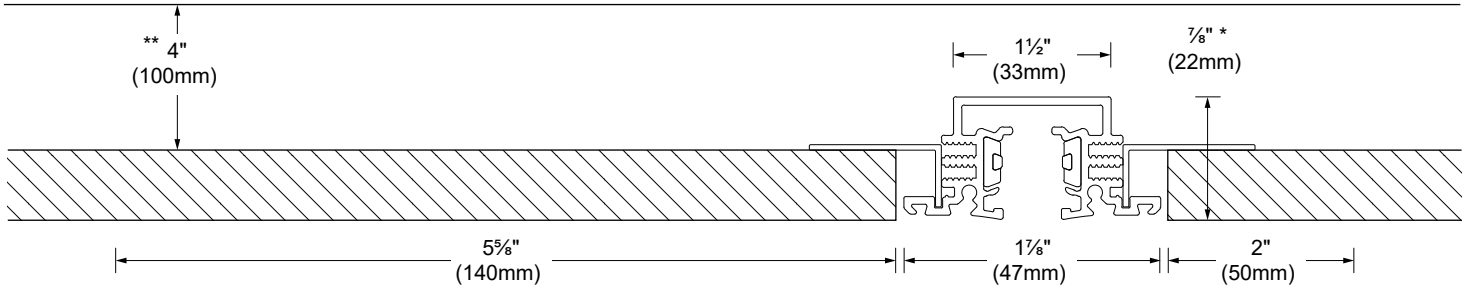


Low voltage track system with professional directional luminaire for commercial and residential applications. The miniature 48V track is designed for recessed application (with Remote LED driver). Ideal for application in exhibition spaces, retail, hospitality and residences. Made of painted extruded aluminum. To obtain continuous lines, direct and corner joints are available with separate codes.

Material:	Extruded aluminum / insulated copper conductor.
Mounting:	Ceiling or wall recessed, trimless mounting for gypsum ceiling. Ceiling thickness: 1/2" to 3/8" (13 mm to 23mm) If required, can be cut on site.
Electrical:	48V remote LED driver. Maximum 100W per feed See remote LED driver options on page 4.
Dimming:	0-10V Single channel for complete track control. DALI individual luminaire control. See remote LED driver details on page 4.
Finish:	Track: White or black painted finish. Accessories: White or black color.
Weight:	0.3lb/ft (0.47kg/m)
Warranty:	5 year limited warranty.
Certification:	 cULus listed for dry location

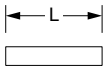
MODEL AND MOUNTING





* Ceiling thickness: 1/2" to 7/8" (13 mm to 22mm)
** 4" clearance is required to insert assembly in the ceiling during installation.

MODEL LENGTH

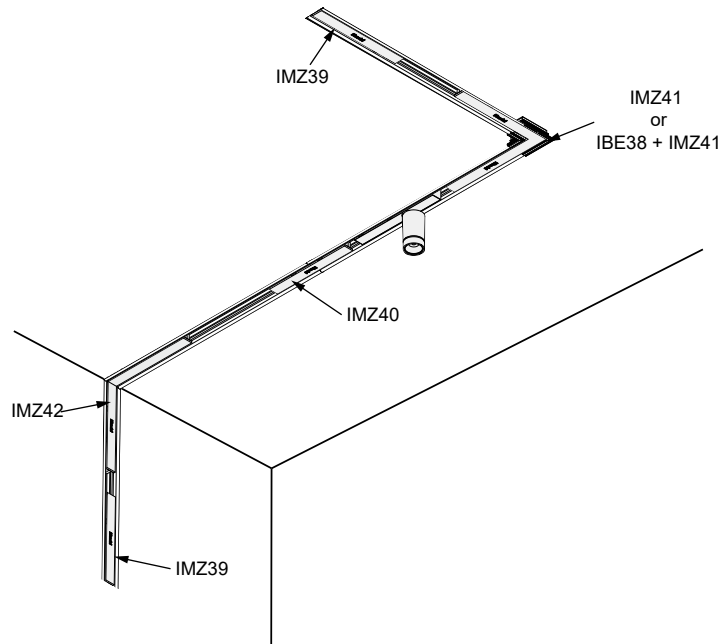
NOMINAL LENGTH

1.6' 
L : 1'-7 5/8" (500mm)

3.3' 
L : 3'-3 3/8" (1000mm)

6.5' 
L : 6'-6 3/4" (2000mm)

RECESSED MOUNTING ACCESSORIES CEILING AND WALL



ACCESSORIES (TO BE ORDERED SEPARATELY)
For installation consult instruction sheet.

ELECTRICAL TRACK COMPONENT

POWER HEAD WITH CLOSING CAP

Max 100W per circuit

- IMZ39-01** - White
- IMZ39-02** - Black



DIRECT COUPLING

- IMZ40-01** - White
- IMZ40-02** - Noir



L-SHAPED JOINT

- IMZ41-01** - White
- IMZ41-02** - Black



L-SHAPE WALL/CEILING JOINT

- IMZ42-01** - White
- IMZ42-02** - Noir



MOUNTING ACCESSORIES

90° PROFILE

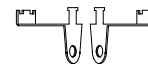
- IBE38-01** - White
- IBE38-02** - Black



INSTALLATION TOOLS (2 ITEMS)

Suggested 1 per track

- IPA05**

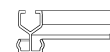


ACCESSORIES

COVER STRIP KIT

2 pcs of 39" (1m). Cuttable on site

- IMZ38-01** - White
- IMZ38-02** - Black



CLOSING PLATE

Suggested 1 per IBE38 and 1 per track

- IPC79**



ORDERING INFO

ITRR - LV - - 48 -
FIXTURE



MODEL

ITRR-LV

LENGTH

- 1.6** - (500mm)
- 3.3** - (1000mm)
- 6.5** - (2000mm)

VOLTAGE

48 - 48V

FINISH

- 01** - White
- 02** - Black

REMOTE POWER SUPPLY OPTION
(TO BE ORDERED SEPARATELY)
Requirement: Max 100W per circuit

Watts	Min Watts	Voltage	Rated	Dimming protocol	Dimming range	Dimension	Max distance*
<input type="checkbox"/>	4444-0048-035-UNV-ND						
35	—	120-277V	Indoor	None	—	6" x 4" x 3" (152 X 102 X 76mm)	98ft (30m)
<input type="checkbox"/>	4444-0048-072-UNV-ND						
72	—	120-277V	Indoor	None	—	6" x 4" x 3" (152 X 102 X 76mm)	98ft (30m)
<input type="checkbox"/>	4450-0048-096-UNV-ND						
96	4.8W	120-277V	Indoor	None	—	8" x 8" x 4" (203 X 203 X 102mm)	98ft (30m)
<input type="checkbox"/>	4451-0048-100-UNV-TD10						
100	—	120-277V	Indoor	0-10V	Down to ±6%	18" x 4" x 4" (457 x 102 x 102mm)	98ft (30m)
<input type="checkbox"/>	4451-0048-100-UNV-TDA**						
100	—	120-277V	Indoor	Dali	Down to ±6%	18" x 4" x 4" (457 x 102 x 102mm)	98ft (30m)
<input type="checkbox"/>	4546-0048-200-2C-UNV-ND						
200	—	120-277V	Outdoor	None	—	13" x 5" x 3" (330 X 127 X 76mm)	2 x 98ft (30m)

*Calculated for 16 or 18 awg cable. Refer to instruction sheet INS-294. Total length is for cable + track.

**DALI Up to 20 individual fixture addressing and control.