


Last information update: February 2025

Product configuration: Q784

Q784: Frame 10 cells - Flood beam - Tunable White - LED



Product code

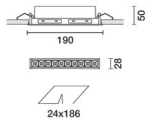
Q784: Frame 10 cells - Flood beam - Tunable White - LED

Technical description

Linear 10 optic element recessed miniaturised luminaire. Using LED lamps with a high colour rendering index and a different colour temperature allows dynamic light modulation to be obtained. The variation is achieved by mixing an emission of 5 x 2700K LEDs and 5 x 5700K LEDs. The colour temperature remains constant and uniform even when products of different sizes with different numbers of warm and cold LEDs are used. Main body with die-cast aluminium radiant surface, version with perimeter surface frame. Metallised, thermoplastic, high definition Opti Beam reflectors, integrated in a set-back position in the anti-glare screen. The product is designed to be used together with code 6170 to obtain a solution suitable for small to medium systems that can be programmed with a DALI protocol via a simple and intuitive user touch-panel. Other management systems are also available with a separate code for larger systems that require the intervention of a specialised technician to programme them: the MH97 + MH93 + MI02 group offers a DALI / KNX programmable solution, and the MH97 + MH93 + M618 group allows the system management to be extended to remote devices like tablet and smartphones too.

Installation

Recessed with steel wire springs for false ceilings from 1 to 25 mm thick - preparation hole 24 x 186.



Colour

White (01) | Black / Black (43) | Black / White (47) | White/Gold (41)* | Grey / Black (74)* | White / burnished chrome (E7)*

Weight (Kg)

0.68

* Colours on request


Mounting

wall recessed|ceiling recessed

Wiring

DALI control gear units included. Different management systems are available with a separate code. For technical details, properties and connection procedures see the instruction sheet.

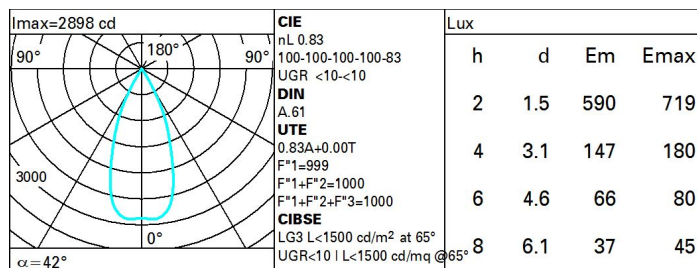
Complies with EN60598-1 and pertinent regulations



Technical data

Im system:	1411	CRI (minimum):	90
W system:	21.3	Colour temperature [K]:	Tunable white 2700 - 5700
Im source:	1700	Life Time LED 1:	> 50,000h - L80 - B10 (Ta 25°C)
W source:	17	Lamp code:	LED
Luminous efficiency (Im/W, real value):	66.2	Number of lamps for optical assembly:	1
Im in emergency mode:	-	ZVEI Code:	LED
Total light flux at or above an angle of 90° [Lm]:	0	Number of optical assemblies:	1
Light Output Ratio (L.O.R.) [%]:	83	Control:	DALI-2
Beam angle [°]:	43°		

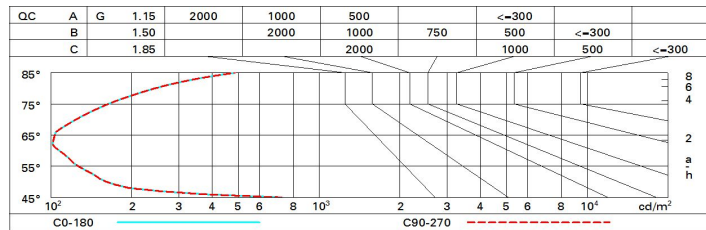
Polar



Utilisation factors

R	77	75	73	71	55	53	33	00	DRR
K0.8	75	71	68	66	70	68	68	65	78
1.0	78	75	72	70	74	72	71	69	83
1.5	82	80	77	76	79	77	76	74	89
2.0	85	83	81	80	82	80	79	77	93
2.5	86	85	84	83	84	83	82	79	96
3.0	87	86	85	85	85	84	83	81	98
4.0	88	87	87	86	86	86	84	82	99
5.0	89	88	88	88	87	87	85	83	100

Luminance curve limit



UGR diagram

Corrected UGR values (at 1700 lm bare lamp luminous flux)											
Reflect.:		viewed crosswise					viewed endwise				
ceiling/cav		0.70	0.70	0.50	0.50	0.30	0.70	0.70	0.50	0.50	0.30
walls		0.50	0.30	0.50	0.30	0.30	0.50	0.30	0.50	0.30	0.30
work pl.		0.20	0.20	0.20	0.20	0.20	0.20	0.20	0.20	0.20	0.20
Room dim											
x	y										
2H	2H	0.9	7.4	7.2	7.0	7.8	0.9	7.4	7.2	7.0	7.8
	3H	0.8	7.2	7.1	7.5	7.7	0.8	7.2	7.1	7.5	7.7
	4H	0.7	7.1	7.0	7.4	7.7	0.7	7.1	7.0	7.4	7.7
	0H	0.6	7.0	7.0	7.3	7.6	0.6	7.0	7.0	7.3	7.6
	8H	0.6	7.0	7.0	7.3	7.6	0.6	7.0	7.0	7.3	7.6
	12H	0.6	6.9	6.9	7.3	7.6	0.6	6.9	6.9	7.2	7.6
4H	2H	0.7	7.1	7.0	7.4	7.7	0.7	7.1	7.0	7.4	7.7
	3H	0.6	6.9	6.9	7.2	7.6	0.6	6.9	6.9	7.2	7.6
	4H	0.5	6.8	6.9	7.1	7.5	0.5	6.8	6.9	7.1	7.5
	6H	0.4	6.7	6.8	7.0	7.5	0.4	6.7	6.8	7.0	7.5
	8H	0.3	6.6	6.8	7.0	7.4	0.3	6.6	6.8	7.0	7.4
	12H	0.3	6.5	6.8	7.0	7.4	0.3	6.5	6.7	6.9	7.4
8H	4H	0.3	6.6	6.8	7.0	7.4	0.3	6.6	6.8	7.0	7.4
	0H	0.2	6.5	6.7	6.9	7.4	0.3	6.5	6.7	6.9	7.4
	8H	0.2	6.4	6.7	6.8	7.3	0.2	6.4	6.7	6.8	7.3
	12H	0.2	6.3	6.7	6.8	7.3	0.2	6.3	6.7	6.8	7.3
12H	4H	0.3	6.5	6.7	6.9	7.4	0.3	6.5	6.8	7.0	7.4
	0H	0.2	6.4	6.7	6.8	7.3	0.2	6.4	6.7	6.9	7.3
	8H	0.2	6.3	6.7	6.8	7.3	0.2	6.3	6.7	6.8	7.3
Variations with the observer position at spacing:											
S =	1.0H	7.0 / -14.5				7.0 / -14.5					
	1.5H	9.8 / -14.7				9.8 / -14.7					
	2.0H	11.8 / -14.8				11.8 / -14.8					