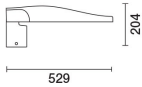


Last information update: April 2025

Product configuration: EQ68.15

EQ68.15: Pole-mounted system – STF optic - Neutral White - ø46-60-76mm - 55.5W 9040lm - 4000K - Grey

**Product code**

EQ68.15: Pole-mounted system – STF optic - Neutral White - ø46-60-76mm - 55.5W 9040lm - 4000K - Grey

Technical description

Outdoor luminaire with direct light street optic, designed to use LED lamps. The optical assembly and the pole attachment system are made of EN1706AC 46100LF aluminium alloy and subjected to a multi-step, pre-treatment process, in which the main phases are: degreasing, fluorozirconation (a protective surface film) and sealing (with a nano-structured silane layer). The painting stage consists of a primer and a textured liquid acrylic paint, cured at 150 °C, with a high level of weather and UV ray resistance. Option of adjusting the inclination in relation to the road surface by +20°/-5° (in 5° steps) for a pole-top installation and +5°/20° (in 5° steps) for a lateral installation. 5 mm thick extra-clear sodium-calcium closure glass fastened to the product with 4 screws. The high IP rating is guaranteed by the silicone gasket placed between the two elements. Complete with circuit featuring monochrome LEDs and polymer optic lenses. Driver with automatic internal temperature control system. The wiring and optical compartment can be opened with everyday tools or tool-free devices. The luminous flux emitted in the upper hemisphere of the system in the horizontal position is null (in conformity with the strictest standards for the prevention of light pollution). All external screws are made of stainless steel.

Installation

The spotlight can be installed with a pole-top or lateral mounting.

Colour
Grey (15)

Weight (Kg)
6.05

Mounting

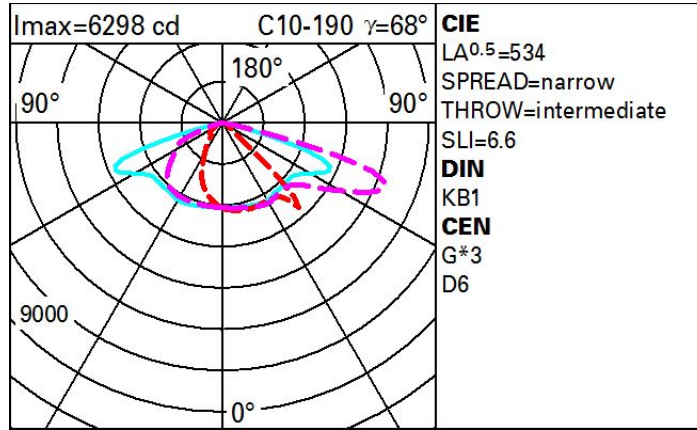
wall arm|pole-top

Complies with EN60598-1 and pertinent regulations

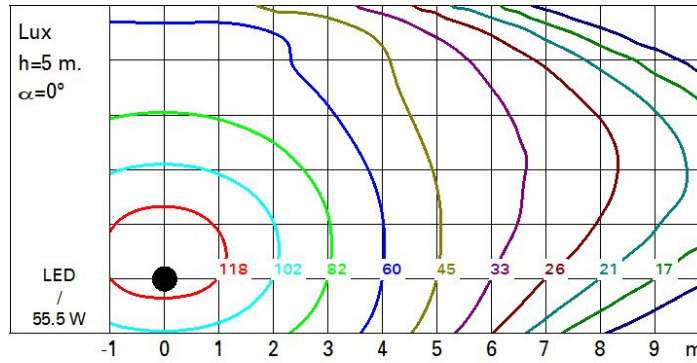
**Technical data**

lm system:	9040	Voltage [Vin]:	230
W system:	55.5	Lamp code:	LED
lm source:	-	Number of lamps for optical assembly:	1
W source:	-	ZVEI Code:	LED
Luminous efficiency (lm/W, real value):	162.9	Number of optical assemblies:	1
lm in emergency mode:	-	Intervallo temperatura ambiente:	from -40°C to 35°C.
Total light flux at or above an angle of 90° [Lm]:	0	Power factor:	See installation instructions
Light Output Ratio (L.O.R.) [%]:	100	Inrush current:	32 A / - µs
CRI (minimum):	70	Maximum number of luminaires of this type per miniature circuit breaker:	B10A: 6 luminaires B16A: 10 luminaires C10A: 10 luminaires C16A: 17 luminaires
Colour temperature [K]:	4000	Minimum dimming %:	5
MacAdam Step:	3	Overvoltage protection:	10kV Common mode & 6kV Differential mode
Life Time LED 1:	100,000h - L90 - B10 (Ta 25°C)	Control:	Midnight preset/DALI NFC

Polar



Isolux



Utilisation factors

