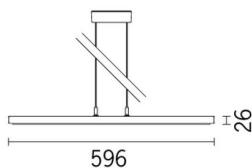


Last information update: May 2024

**Product configuration: N257**N257: iplan - neutral white - UGR<19 L<3,000 cd/m<sup>2</sup> for  $\alpha \geq 65^\circ$ **Product code**N257: iplan - neutral white - UGR<19 L<3,000 cd/m<sup>2</sup> for  $\alpha \geq 65^\circ$  **Attention! Code no longer in production****Technical description**

Direct and indirect emission pendant luminaire designed to use neutral white 4000K high colour rendering LEDs. Extruded anodised aluminium perimeter profile. The down light LEDs are arranged inside the perimeter, while the up light LEDs are positioned in the upper section. The micro-prismatic diffuser screen, combined with an inner screen and diffusing film, allows optimum diffusion of the direct light and controlled luminance UGR<19 L<3,000 cd/m<sup>2</sup> for  $\alpha \geq 65^\circ$ . Luminaire set up for simultaneous switch on of both up/down light emission. Product complete with driver, L=1500 mm supporting cables and special power supply base.

**Installation**

Pendant. System complete with power supply base and L= 1500 mm cables

**Colour**

Aluminium (12)

**Weight (Kg)**

10

**Mounting**

ceiling pendant

**Wiring**

product complete with electronic components

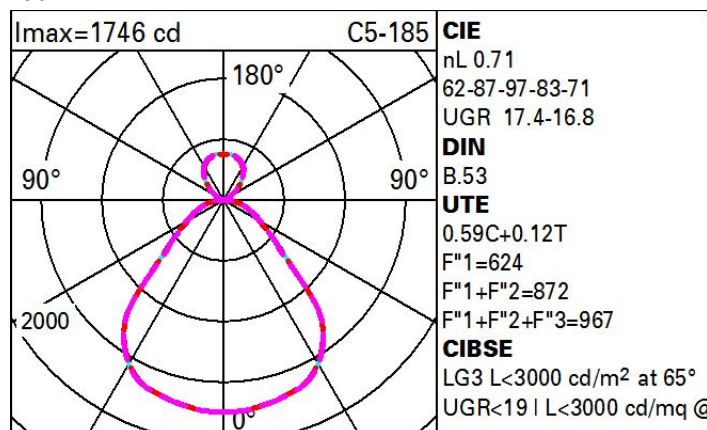
Complies with EN60598-1 and pertinent regulations



IP20

**Technical data**

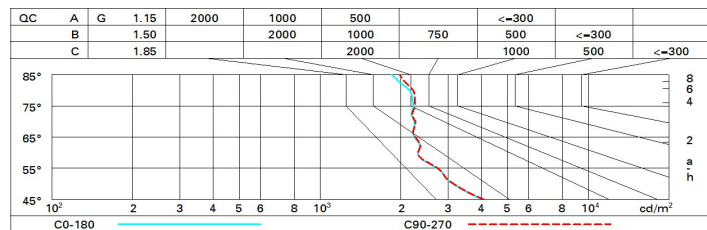
lm system:	4651	CRI (minimum):	80
W system:	42.4	Colour temperature [K]:	4000
lm source:	6550	MacAdam Step:	3
W source:	37	Life Time LED 1:	> 50,000h - L80 - B10 (Ta 25°C)
Luminous efficiency (lm/W, real value):	109.7	Lamp code:	LED
lm in emergency mode:	-	Number of lamps for optical assembly:	1
Total light flux at or above an angle of 90° [Lm]:	800	ZVEI Code:	LED
Light Output Ratio (L.O.R.) [%]:	71	Number of optical assemblies:	1

**Polar**

# Utilisation factors

R	77	75	73	71	55	53	33	00	DRR
K0.8	48	42	37	34	40	36	34	30	50
1.0	52	46	42	39	44	40	39	34	57
1.5	58	54	50	47	51	48	46	40	68
2.0	62	58	55	53	55	53	50	45	76
2.5	64	61	58	56	58	55	53	47	81
3.0	66	63	61	59	59	58	55	49	84
4.0	67	65	63	62	62	60	57	52	88
5.0	68	67	65	64	63	62	58	53	90

# Luminance curve limit



# UGR diagram

Corrected UGR values (at 6550 lm bare lamp luminous flux)											
Reflect.: ceiling/cav walls work pl. Room dim x y		viewed crosswise					viewed endwise				
		0.70	0.70	0.50	0.50	0.30	0.70	0.70	0.50	0.50	0.30
		0.50	0.30	0.50	0.30	0.30	0.50	0.30	0.50	0.30	0.30
		0.20	0.20	0.20	0.20	0.20	0.20	0.20	0.20	0.20	0.20
2H	2H	14.4	15.2	14.9	15.7	16.3	14.4	15.2	14.9	15.8	16.3
	3H	15.4	16.1	15.9	16.7	17.3	14.6	15.3	15.2	15.9	16.5
	4H	15.9	16.5	16.5	17.1	17.8	14.7	15.3	15.2	15.9	16.6
	6H	16.3	17.0	16.9	17.6	18.2	14.7	15.3	15.3	15.9	16.6
	8H	16.5	17.1	17.1	17.7	18.4	14.6	15.3	15.3	15.9	16.6
	12H	16.6	17.2	17.2	17.8	18.5	14.6	15.2	15.2	15.8	16.5
4H	2H	14.6	15.3	15.2	15.9	16.6	15.9	16.6	16.5	17.2	17.8
	3H	15.8	16.4	16.5	17.0	17.7	16.3	16.9	16.9	17.5	18.2
	4H	16.5	17.0	17.1	17.6	18.4	16.5	17.0	17.2	17.7	18.4
	6H	17.1	17.6	17.8	18.2	19.0	16.7	17.2	17.4	17.8	18.6
	8H	17.4	17.8	18.0	18.4	19.2	16.8	17.2	17.4	17.9	18.6
	12H	17.5	17.9	18.2	18.6	19.4	16.8	17.2	17.5	17.8	18.6
8H	4H	16.7	17.1	17.4	17.8	18.6	17.4	17.8	18.1	18.5	19.3
	6H	17.5	17.9	18.3	18.6	19.4	17.8	18.1	18.5	18.8	19.7
	8H	17.9	18.2	18.6	18.9	19.7	18.0	18.3	18.7	19.0	19.8
	12H	18.2	18.4	18.9	19.2	20.0	18.1	18.4	18.8	19.1	20.0
12H	4H	16.7	17.1	17.4	17.8	18.6	17.6	18.0	18.3	18.7	19.5
	6H	17.6	17.9	18.3	18.6	19.5	18.0	18.3	18.8	19.1	19.9
	8H	18.0	18.3	18.8	19.0	19.9	18.3	18.5	19.0	19.3	20.1
Variations with the observer position at spacing:											
S =	1.0H	0.3 / -0.3					0.3 / -0.3				
	1.5H	0.8 / -0.6					0.7 / -0.6				
	2.0H	1.5 / -0.7					1.4 / -0.7				