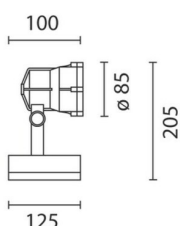


Last information update: March 2025

Product configuration: E201

E201: Spotlight with base - Warm White Led - integrated electronic control gear - Flood optic

**Product code**

E201: Spotlight with base - Warm White Led - integrated electronic control gear - Flood optic

Technical description

Spotlight designed to use LED lamps and a flood optic. Consists of an optical assembly and a base. The optical assembly, arm, base and frame holder are made of EN1706AC 46100LF aluminium alloy and subjected to a multi-step, pre-treatment process, in which the main phases are degreasing, fluorozirconation (a protective surface film) and sealing (with a nano-structured silane layer). The following painting stage consists of a primer and a liquid acrylic paint, cured at 150°C, with a high level of weather and UV ray resistance. The 4 mm thick, tempered, sodium-calcium, closing glass is colourless, transparent and secured with captive screws. The 50/60 Shore A silicone seal has been subject to post-cooling treatment, in an oven, for 4-6 hours at 200 °C. The optical assembly allows vertical and horizontal adjustments, with the possibility of locking the adjustment for aiming, and it has slots in the frame for rainwater drainage. Optic with an interchangeable PMMA lens complete with captive screws. Complete with Warm White colour monochrome LED circuit. The cable gland for connecting the wiring assembly to the lamp assembly is made of M11x1 stainless steel. For the power supply, the device is fitted with a black polyamide PG11 cable gland, suitable for 6.5 to 11.5 mm cables. All external screws used are made of A2 stainless steel.

Installation

The luminaire can be floor, ceiling or wall-mounted using either screw anchors for concrete, cement and solid brick or various other available accessories.

Colour

White (01) | Black (04) | Grey (15) | Rust Brown (F5)

Weight (Kg)

1.05

Mounting

wall arm|wall surface|ground anchored|ground spike|ceiling surface

Wiring

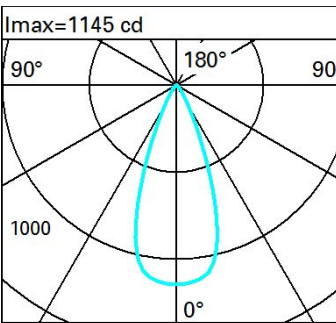
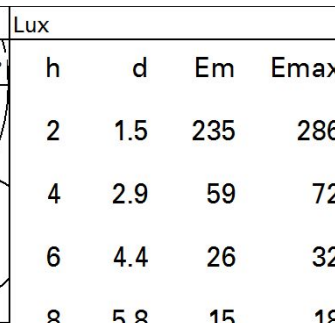
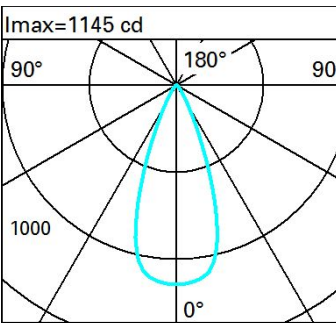
Control gear complete with electronic ballast (220÷240Vac 50/60Hz)

Complies with EN60598-1 and pertinent regulations

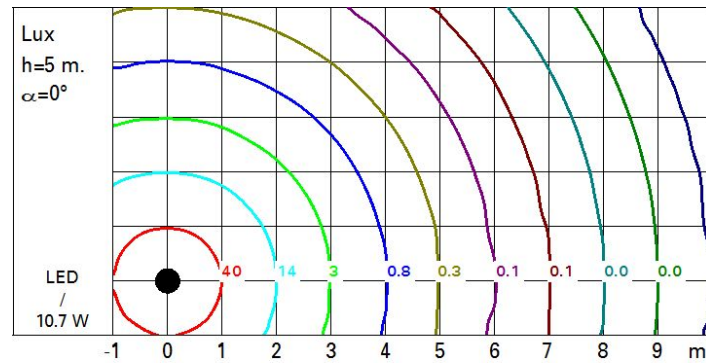
**Technical data**

Im system:	552	Life Time LED 1:	98,000h - L80 - B10 (Ta 25°C)
W system:	10.7	Life Time LED 2:	99,000h - L80 - B10 (Ta 40°C)
Im source:	850	Lamp code:	LED
W source:	7.9	Number of lamps for optical assembly:	1
Luminous efficiency (Im/W, real value):	51.6	ZVEI Code:	LED
Im in emergency mode:	-	Number of optical assemblies:	1
Total light flux at or above an angle of 90° [Lm]:	0	Intervallo temperatura ambiente:	from -30°C to 50°C.
Light Output Ratio (L.O.R.) [%]:	65	Power factor:	See installation instructions
Beam angle [°]:	40°	Inrush current:	27 A / 250 µs
CRI (minimum):	80	Maximum number of luminaires of this type per miniature circuit breaker:	B10A: 17 luminaires B16A: 27 luminaires C10A: 28 luminaires C16A: 45 luminaires
Colour temperature [K]:	3000	Overvoltage protection:	2kV Common mode & 1kV Differential mode
MacAdam Step:	2		

Polar

Imax=1145 cd		Lux				
90°	180°	90°	h	d	Em	Emax
			2	1.5	235	286
			4	2.9	59	72
			6	4.4	26	32
			8	5.8	15	18
			$\alpha=40^\circ$			

Isolux



UGR diagram

Corrected UGR values (at 850 lm bare lamp luminous flux)												
Reflect.: ceiling/cav walls work pl. Room dim x y		0.70	0.70	0.50	0.50	0.30	0.70	0.70	0.50	0.50	0.30	0.30
		0.50	0.30	0.50	0.30	0.30	0.50	0.30	0.50	0.30	0.30	0.30
		0.20	0.20	0.20	0.20	0.20	0.20	0.20	0.20	0.20	0.20	0.20
		viewed crosswise					viewed endwise					
2H	2H	13.0	13.6	13.3	13.8	14.1	13.0	13.6	13.3	13.8	14.1	14.1
	3H	12.9	13.4	13.2	13.7	14.0	12.9	13.5	13.2	13.7	14.0	14.0
	4H	12.8	13.3	13.2	13.6	13.9	12.9	13.4	13.2	13.7	14.0	14.0
	6H	12.7	13.2	13.1	13.5	13.9	12.8	13.3	13.1	13.6	13.9	13.9
	8H	12.7	13.2	13.1	13.5	13.8	12.7	13.2	13.1	13.5	13.9	13.9
	12H	12.7	13.1	13.1	13.5	13.8	12.7	13.1	13.1	13.5	13.8	13.8
4H	2H	12.9	13.4	13.2	13.7	14.0	12.8	13.3	13.2	13.6	13.9	13.9
	3H	12.8	13.2	13.1	13.5	13.9	12.8	13.2	13.1	13.5	13.9	13.9
	4H	12.7	13.1	13.1	13.4	13.8	12.7	13.1	13.1	13.4	13.8	13.8
	6H	12.6	12.9	13.0	13.3	13.7	12.6	12.9	13.0	13.3	13.7	13.7
	8H	12.6	12.9	13.0	13.3	13.7	12.6	12.9	13.0	13.3	13.7	13.7
	12H	12.5	12.8	13.0	13.2	13.7	12.5	12.8	13.0	13.2	13.7	13.7
8H	4H	12.6	12.9	13.0	13.3	13.7	12.6	12.9	13.0	13.3	13.7	13.7
	6H	12.5	12.7	12.9	13.2	13.6	12.5	12.7	12.9	13.2	13.6	13.6
	8H	12.4	12.6	12.9	13.1	13.6	12.4	12.6	12.9	13.1	13.6	13.6
	12H	12.4	12.5	12.9	13.0	13.6	12.4	12.5	12.9	13.0	13.6	13.6
12H	4H	12.5	12.8	13.0	13.2	13.7	12.5	12.8	13.0	13.2	13.7	13.7
	6H	12.4	12.6	12.9	13.1	13.6	12.4	12.6	12.9	13.1	13.6	13.6
	8H	12.4	12.5	12.9	13.0	13.6	12.4	12.5	12.9	13.0	13.6	13.6
Variations with the observer position at spacing:												
S =		1.0H	3.6 / -5.2				3.6 / -5.2					
		1.5H	6.2 / -8.2				6.2 / -8.2					
		2.0H	8.2 / -11.1				8.2 / -11.1					