

Last information update: May 2024

Product configuration: MC60

MC60: Round recessed luminaire D = 226 mm H 103 mm warm white LED with DALI ballast and general light optic

**Product code**MC60: Round recessed luminaire D = 226 mm H 103 mm warm white LED with DALI ballast and general light optic **Attention! Code no longer in production****Technical description**

Recessed fixed round luminaire designed to use a LED lamp. Version with rim for surface-mounting. Multi-faceted reflector vacuum-metallised with aluminium vapours with an anti-scratch protective layer. Die-cast aluminium body and passive dissipation system. Product complete with 2000 lm LED unit in a warm white tone and electronic driver separate from the luminaire. General light distribution.

Installation

Recessed using torsion springs which allow easy installation in false ceilings with thickness ranging from 1 mm to 25 mm

Colour

White / Aluminium (39)

Weight (Kg)

1.95

Mounting

ceiling recessed

Wiring

Product complete with DALI components

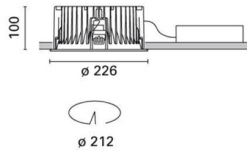
Complies with EN60598-1 and pertinent regulations



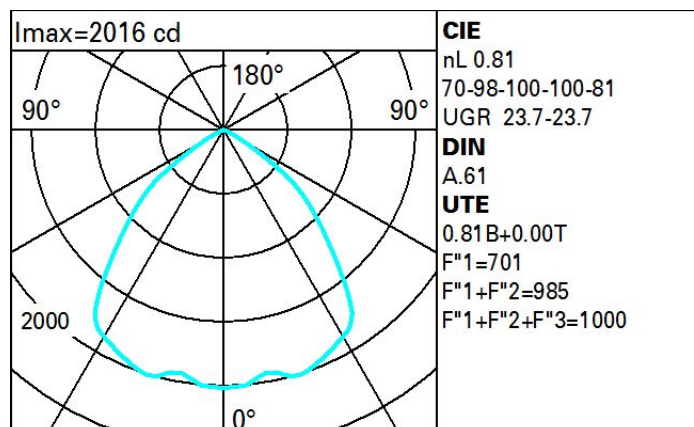
IP20

IP54

On the visible part of the product once installed

**Technical data**

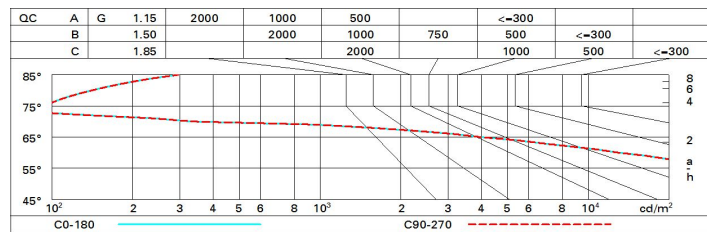
lm system:	4049	Colour temperature [K]:	3000
W system:	37	MacAdam Step:	2
lm source:	5000	Life Time LED 1:	> 50,000h - L80 - B10 (Ta 25°C)
W source:	33	Lamp code:	LED
Luminous efficiency (lm/W, real value):	109.4	Number of lamps for optical assembly:	1
lm in emergency mode:	-	ZVEI Code:	LED
Total light flux at or above an angle of 90° [Lm]:	0	Number of optical assemblies:	1
Light Output Ratio (L.O.R.) [%]:	81	Control:	DALI
CRI:	80		

Polar

Utilisation factors

R	77	75	73	71	55	53	33	00	DRR
K0.8	62	55	51	47	54	50	50	45	56
1.0	67	61	57	54	60	56	56	52	64
1.5	74	70	66	64	69	66	65	61	75
2.0	78	75	72	70	73	71	70	67	82
2.5	80	78	75	73	76	74	73	70	87
3.0	82	79	78	76	78	76	75	72	89
4.0	83	81	80	78	80	78	77	74	92
5.0	84	82	81	80	81	80	78	75	93

Luminance curve limit



UGR diagram

Corrected UGR values (at 5000 lm bare lamp luminous flux)											
Reflect.: ceiling/cav walls work pl. Room dim x y		viewed crosswise					viewed endwise				
		0.70	0.70	0.50	0.50	0.30	0.70	0.70	0.50	0.50	0.30
		0.50	0.30	0.50	0.30	0.30	0.50	0.30	0.50	0.30	0.30
		0.20	0.20	0.20	0.20	0.20	0.20	0.20	0.20	0.20	0.20
2H	2H	24.1	25.0	24.4	25.2	25.5	24.1	25.0	24.4	25.2	25.5
	3H	24.0	24.7	24.3	25.0	25.3	24.1	24.9	24.4	25.1	25.4
	4H	23.9	24.6	24.2	24.9	25.2	24.0	24.7	24.4	25.0	25.3
	6H	23.8	24.5	24.2	24.8	25.1	23.9	24.6	24.3	24.9	25.2
	8H	23.8	24.4	24.2	24.7	25.1	23.9	24.5	24.3	24.9	25.2
	12H	23.7	24.3	24.1	24.7	25.0	23.9	24.5	24.3	24.8	25.2
4H	2H	24.0	24.7	24.4	25.0	25.3	23.9	24.6	24.2	24.9	25.2
	3H	23.9	24.5	24.3	24.8	25.2	23.9	24.5	24.3	24.8	25.2
	4H	23.8	24.3	24.2	24.7	25.1	23.8	24.3	24.2	24.7	25.1
	6H	23.7	24.2	24.1	24.6	25.0	23.7	24.2	24.1	24.6	25.0
	8H	23.7	24.1	24.1	24.5	24.9	23.7	24.1	24.1	24.5	24.9
	12H	23.6	24.0	24.1	24.4	24.9	23.6	24.0	24.1	24.4	24.9
8H	4H	23.7	24.1	24.1	24.5	24.9	23.7	24.1	24.1	24.5	24.9
	6H	23.6	23.9	24.1	24.4	24.8	23.6	23.9	24.1	24.4	24.8
	8H	23.5	23.8	24.0	24.3	24.8	23.5	23.8	24.0	24.3	24.8
	12H	23.5	23.7	24.0	24.2	24.7	23.5	23.7	24.0	24.2	24.7
12H	4H	23.6	24.0	24.1	24.4	24.9	23.6	24.0	24.1	24.4	24.9
	6H	23.5	23.8	24.0	24.3	24.8	23.5	23.8	24.0	24.3	24.8
	8H	23.5	23.7	24.0	24.2	24.7	23.5	23.7	24.0	24.2	24.7
Variations with the observer position at spacing:											
S =	1.0H	0.7 / -1.9					0.7 / -1.9				
	1.5H	2.4 / -10.0					2.4 / -10.0				
	2.0H	4.3 / -20.0					4.3 / -20.0				