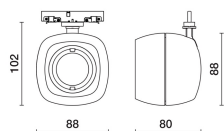



Last information update: June 2025

Product configuration: 489B.01

489B.01: Spot Projector LV Ø 88 - DALI Powerline - Lens - 15.6W 1117.4lm - 3000K - CRI 90 - White

**Product code**

489B.01: Spot Projector LV Ø 88 - DALI Powerline - Lens - 15.6W 1117.4lm - 3000K - CRI 90 - White

Technical description

Miniaturised adjustable projector complete with adapter for installation on 48V Filorail low voltage track. Body composed of the coupling of two painted die-cast aluminium shells, track connection bracket in painted zamak. Passive dissipation system ideal to guarantee a long lifespan and effective heat management. The thermoplastic adapter includes the DC/DC driver circuit with DALI dimmable function. The integrated «power line» technology allows each projector inserted on the track to be independently regulated. The projector joints allow rotation of 360° and inclination of 90°. The optical unit in a recessed position guarantees high visual comfort. High definition lens in thermoplastic material with additional filter for variable optics. Rapid electrical and mechanical connection system of the adapter on the track without the need for tools. Projector with Push&Go system designed to safely facilitate and speed up the coupling between product and optical accessory. The mechanical disconnection allows the accessory to be unhooked but not to fall. Possibility of using three internal and one external accessories at the same time. All internal and external accessories can be rotated 360° with respect to the longitudinal axis of the projector.

Installation

Installation on Filorail track.

Colour

White (01)

Mounting

Low voltage track

Wiring

LED driver integrated in the adapter - direct connection on the 48V track. Track power supply unit to be ordered separately.

Notes

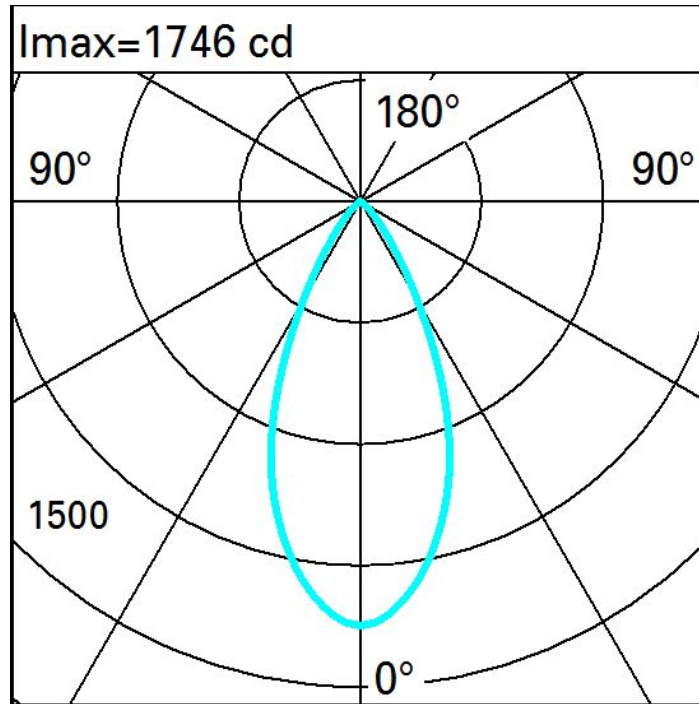
The front frame (mandatory aesthetic accessory) must be purchased separately.

Complies with EN60598-1 and pertinent regulations

**Technical data**

Im system:	1117	Colour temperature [K]:	3000
W system:	15.6	MacAdam Step:	2
Im source:	1510	Life Time LED 1:	> 50,000h - L90 - B10 (Ta 25°C)
W source:	15	Voltage [Vin]:	48
Luminous efficiency (Im/W, real value):	71.6	Lamp code:	LED
Im in emergency mode:	-	Number of lamps for optical assembly:	1
Total light flux at or above an angle of 90° [Lm]:	0	ZVEI Code:	LED
Light Output Ratio (L.O.R.) [%]:	74	Number of optical assemblies:	1
Beam angle [°]:	47°	LED current [mA]:	400
CRI (minimum):	90	Power factor:	See installation instructions
Rf (Colour Fidelity Index):	92	Control:	DALI
Rg (Gamut Index):	99		

Polar



Illuminances

Lux													Wall distance = 1m	
3														
			0.1	0.4	1	2	1	0.4	0.1					
2	0.1	0.2	0.6	2	11	22	11	2	0.6	0.2	0.1			
		0.2	0.6	2	10	30	48	30	10	2	0.6	0.2		
1	0.5	2	5	17	41	61	41	17	5	2	0.5			
		1	3	8	21	39	52	39	21	8	3	1		
0														
	m	-2	-1	0	1	2	3							