


Last information update: October 2023

Product configuration: P623

P623: 1200x300-Warm White - UGR<19-DALI

**Product code**P623: 1200x300-Warm White - UGR<19-DALI **Attention! Code no longer in production****Technical description**

Rectangular, recessed direct emission luminaire designed to use Warm White colour 3000K LEDs and be installed in a plasterboard ceiling using a frame to be ordered as an accessory. Optical assembly with a white painted, extruded aluminium, tapered frame and a set back microprismatic screen for controlled luminance with a UGR<19 L<3000 cd/m² $\alpha \geq 65^\circ$ beam, ideal for environments with video terminals. Product complete with DALI ballast.

Installation

recessed in plasterboard ceilings using a frame to be ordered as an accessory.

Colour

White (01)

Mounting

ceiling surface

Wiring

product complete with DALI components.

Complies with EN60598-1 and pertinent regulations



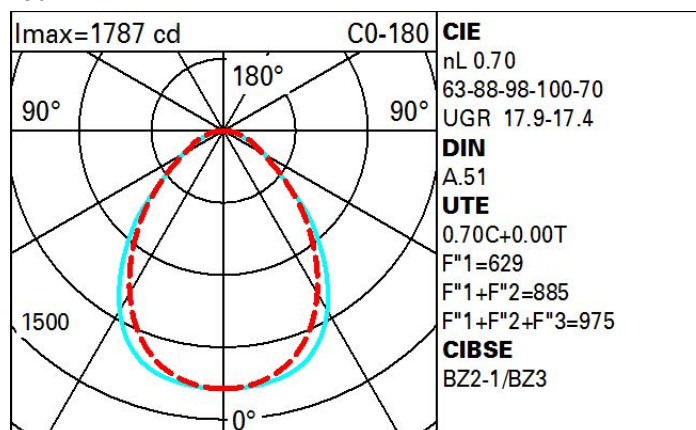
IP20

IP43

On the visible part of the product once installed

**Technical data**

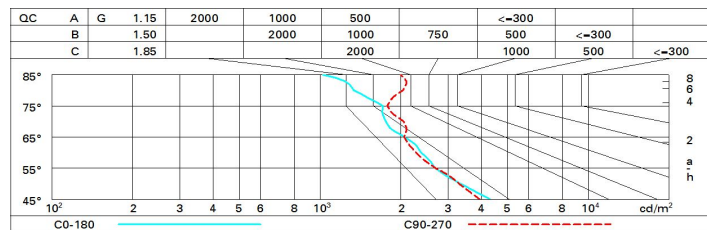
lm system:	3464	Colour temperature [K]:	3000
W system:	33.2	MacAdam Step:	3
lm source:	4950	Life Time LED 1:	50,000h - L80 - B10 (Ta 25°C)
W source:	28	Ballast losses [W]:	5.2
Luminous efficiency (lm/W, real value):	104.3	Lamp code:	LED
lm in emergency mode:	-	Number of lamps for optical assembly:	1
Total light flux at or above an angle of 90° [Lm]:	0	ZVEI Code:	LED
Light Output Ratio (L.O.R.) [%]:	70	Number of optical assemblies:	1
CRI:	80	Control:	DALI

Polar

Utilisation factors

R	77	75	73	71	55	53	33	00	DRR
K0.8	51	45	40	37	44	40	40	36	51
1.0	55	50	45	42	49	45	44	40	58
1.5	62	57	54	51	56	53	52	48	69
2.0	65	62	59	56	60	58	57	54	77
2.5	67	64	62	60	63	61	60	57	81
3.0	69	66	64	62	65	63	62	59	85
4.0	71	69	67	65	67	66	65	62	88
5.0	72	70	68	67	68	67	66	63	90

Luminance curve limit



UGR diagram

Corrected UGR values (at 4950 lm bare lamp luminous flux)											
Reflect.: ceiling/cav walls work pl. Room dim x y		0.70	0.70	0.50	0.50	0.30	0.70	0.70	0.50	0.50	0.30
		0.50	0.30	0.50	0.30	0.30	0.50	0.30	0.50	0.30	0.30
		0.20	0.20	0.20	0.20	0.20	0.20	0.20	0.20	0.20	0.20
		viewed crosswise					viewed endwise				
2H	2H	15.5	10.5	15.8	10.7	17.0	15.2	10.2	15.5	10.4	10.7
	3H	10.3	17.1	10.6	17.4	17.7	15.5	10.4	15.8	10.7	17.0
	4H	10.7	17.5	17.0	17.8	18.1	15.6	10.4	15.9	10.7	17.0
	6H	10.9	17.7	17.3	18.0	18.4	15.6	10.3	16.0	10.7	17.0
	8H	17.0	17.7	17.4	18.1	18.4	15.6	10.3	16.0	10.7	17.0
	12H	17.0	17.7	17.4	18.1	18.5	15.6	10.3	15.9	10.6	17.0
4H	2H	15.8	10.6	16.2	10.9	17.3	16.5	17.3	10.9	17.6	17.9
	3H	10.8	17.5	17.2	17.9	18.2	17.0	17.7	17.4	18.0	18.4
	4H	17.3	18.0	17.8	18.3	18.7	17.2	17.8	17.6	18.2	18.6
	6H	17.8	18.3	18.2	18.7	19.1	17.3	17.9	17.8	18.3	18.7
	8H	17.9	18.4	18.3	18.8	19.3	17.4	17.9	17.8	18.3	18.7
	12H	18.0	18.4	18.4	18.8	19.3	17.4	17.9	17.9	18.3	18.7
8H	4H	17.5	18.0	18.0	18.5	18.9	18.0	18.5	18.5	19.0	19.4
	6H	18.2	18.6	18.6	19.0	19.5	18.3	18.7	18.8	19.2	19.6
	8H	18.3	18.7	18.8	19.2	19.7	18.4	18.8	18.9	19.2	19.7
	12H	18.5	18.8	19.0	19.3	19.8	18.5	18.8	19.0	19.3	19.8
12H	4H	17.5	18.0	18.0	18.4	18.9	18.2	18.7	18.7	19.1	19.6
	6H	18.2	18.5	18.7	19.0	19.5	18.5	18.9	19.0	19.4	19.9
	8H	18.4	18.7	18.9	19.2	19.7	18.7	19.0	19.2	19.5	20.0
Variations with the observer position at spacing:											
S =	1.0H	0.3 / -0.4					0.2 / -0.3				
	1.5H	0.7 / -0.8					0.5 / -0.8				
	2.0H	1.4 / -1.2					1.1 / -1.0				