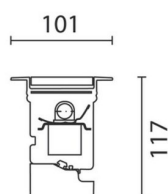



Last information update: May 2024

**Product configuration: BA65**  
BA65: Warm White - Flood Optic**Product code**BA65: Warm White - Flood Optic **Attention! Code no longer in production****Technical description**

Luminaire with direct wall-Grazing emission designed for use with LED sources. Monochromatic, with plate for 21x1W Warm White (3100K) LEDs, optic with plastic lenses, FLOOD version. Complete with lamp and built-in electronic ballast. Extruded aluminium body subjected to phosphochromatisation treatment, double primer, passivation at 120° C, die-cast aluminium end caps with 50/60 Shore A silicone gaskets subjected to post-cooling treatment at 200°C C. Acrylic liquid paint finish with high resistance to atmospheric agents and UV rays; baking at 150°C. The optical assembly is closed with sodium-calcium tempered transparent clear semi-acid finished glass with antislip properties (in compliance with R12 class according to DIN 51130), 4mm thickness, fixed with silicone. Alluminium outer casing for installation with technopolymer caps to be ordered separately Ready for through wiring by means of two PG11 nickel-plated brass cable clamps suitable for ø 6.5÷11mm cables contained in thermoplastic box fixed to the optical assembly. All external screws are made of stainless steel A2.

**Installation**

Recessed installation in pavement, wall and ceiling with outer casing to be ordered separately.

**Colour**

Grey (15)

**Mounting**

wall recessed|ceiling recessed|ground recessed

**Wiring**

Electronic ballast inside the luminaire, 220÷240V 50÷60Hz.

**Notes**

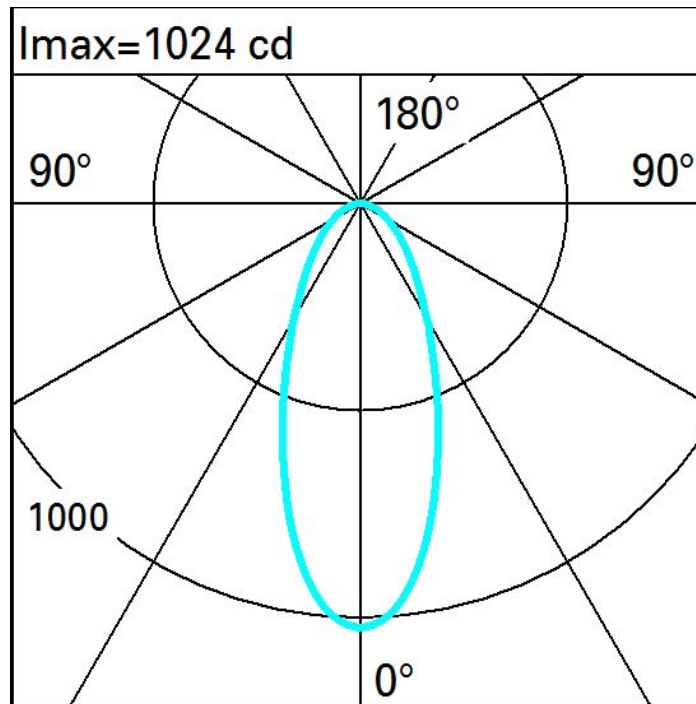
Available with Cool White (6700K), red, green and amber LED on demand. Available accessories: chromatic filters, outer casing and safety cables for wall and ceiling installation.

Complies with EN60598-1 and pertinent regulations

**Technical data**

Im system:	940	CRI:	80
W system:	27.9	Colour temperature [K]:	3200
Im source:	1622	MacAdam Step:	3
W source:	24	Life Time LED 1:	50,000h - L70 - B20 (Ta 25°C)
Luminous efficiency (Im/W, real value):	33.7	Lamp code:	LED
Im in emergency mode:	-	Number of lamps for optical assembly:	1
Total light flux at or above an angle of 90° [Lm]:	0	ZVEI Code:	LED
Light Output Ratio (L.O.R.) [%]:	58	Number of optical assemblies:	1
Beam angle [°]:	42°	Intervallo temperatura ambiente:	from -20°C to +35°C.

Polar



Illuminances

Lux												Wall distance = 1m											
3																							
	0.8	2	4	12	28	42	28	12	4	2	0.8												
2	2	4	8	19	39	54	39	19	8	4	2												
	2	5	10	20	35	45	35	20	10	5	2												
1	3	5	9	17	28	36	28	17	9	5	3												
	3	5	8	14	21	27	21	14	8	5	3												
0																							
	m	-2	-1	0	1	2	3																