


Last information update: June 2025

Product configuration: 431B.01

431B.01: body Ø62 mm - Warm White - dimmable DALI ballast - flood optic - 20.3W 1638lm - 3000K - CRI 90 - White

**Product code**

431B.01: body Ø62 mm - Warm White - dimmable DALI ballast - flood optic - 20.3W 1638lm - 3000K - CRI 90 - White

Technical description

Adjustable spotlight with adapter for installation on a mains voltage track. Luminaire made of die-cast aluminium. Spotlight double adjustability allows a 360° rotation about the vertical axis and 90° tilting relative to the horizontal plane. Mechanical aiming locks both for rotation about the vertical axis and tilting relative to the horizontal plane. Optical assembly made up of Warm White 3000K high colour rendering C.o.B LEDs, with OPTI BEAM REFLECTOR technology and a well-defined spot light beam. Dimmable DALI driver built-in to box with a semi-hidden system on track.

Installation

On a three-phase/DALI electrified track

Colour

White (01)

Weight (Kg)

0.55

Mounting

three circuit track

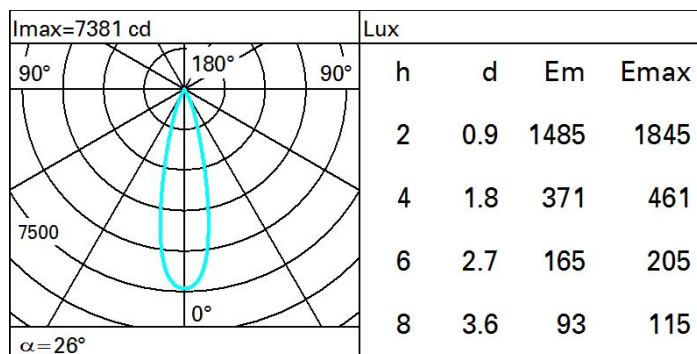
Wiring

Product complete with DALI dimmable components, housed in a semi-hidden box on the track.

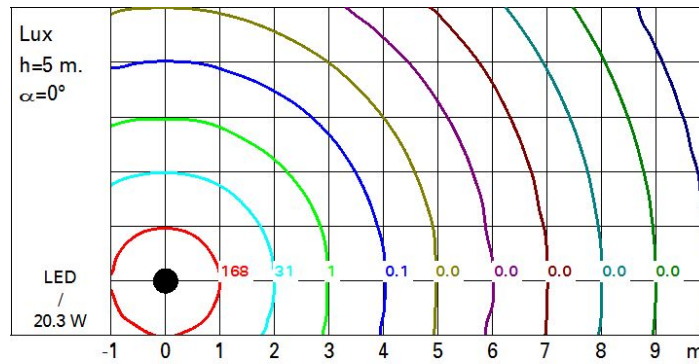
Complies with EN60598-1 and pertinent regulations

**Technical data**

Im system:	1638	MacAdam Step:	2
W system:	20.3	Life Time LED 1:	> 50,000h - L90 - B10 (Ta 25°C)
Im source:	2100	Lamp code:	LED
W source:	17	Number of lamps for optical assembly:	1
Luminous efficiency (lm/W, real value):	80.7	ZVEI Code:	LED
Im in emergency mode:	-	Number of optical assemblies:	1
Total light flux at or above an angle of 90° [Lm]:	0	Power factor:	See installation instructions
Light Output Ratio (L.O.R.) [%]:	78	Inrush current:	5 A / 50 µs
Beam angle [°]:	26°	Maximum number of luminaires of this type per miniature circuit breaker:	B10A: 31 luminaires B16A: 50 luminaires C10A: 52 luminaires C16A: 85 luminaires
CRI (minimum):	90	Overvoltage protection:	4kV Common mode & 2kV Differential mode
Colour temperature [K]:	3000	Control:	DALI-2

Polar

Isolux



UGR diagram

Corrected UGR values (at 2100 lm bare lamp luminous flux)											
Reflect.:		viewed crosswise					viewed endwise				
ceiling		0.70	0.70	0.50	0.50	0.30	0.70	0.70	0.50	0.50	0.30
walls		0.50	0.30	0.50	0.30	0.30	0.50	0.30	0.50	0.30	0.30
work pl.		0.20	0.20	0.20	0.20	0.20	0.20	0.20	0.20	0.20	0.20
Room dim		viewed crosswise					viewed endwise				
x	y										
2H	2H	-0.3	1.9	0.1	2.2	2.6	-0.3	1.9	0.1	2.2	2.6
	3H	-0.1	1.6	0.3	1.9	2.3	-0.2	1.4	0.1	1.8	2.1
	4H	-0.1	1.3	0.3	1.6	2.0	-0.2	1.1	0.1	1.5	1.8
	6H	-0.1	0.9	0.3	1.2	1.6	-0.3	0.8	0.1	1.1	1.5
	8H	-0.2	0.9	0.2	1.2	1.6	-0.3	0.7	0.1	1.1	1.4
	12H	-0.2	0.8	0.2	1.2	1.5	-0.3	0.7	0.1	1.0	1.4
4H	2H	-0.2	1.1	0.1	1.5	1.8	-0.1	1.3	0.3	1.6	2.0
	3H	0.1	1.1	0.5	1.4	1.8	0.0	1.0	0.4	1.4	1.8
	4H	-0.0	1.0	0.4	1.4	1.8	-0.0	1.0	0.4	1.4	1.8
	6H	-0.4	1.3	0.1	1.8	2.2	-0.4	1.4	0.1	1.8	2.3
	8H	-0.5	1.4	-0.0	1.9	2.4	-0.5	1.4	-0.0	1.9	2.4
	12H	-0.6	1.4	-0.1	1.8	2.4	-0.6	1.4	-0.1	1.9	2.4
8H	4H	-0.5	1.4	-0.0	1.9	2.4	-0.5	1.4	-0.0	1.9	2.4
	6H	-0.6	1.2	-0.1	1.7	2.2	-0.6	1.2	-0.1	1.7	2.2
	8H	-0.6	1.0	-0.1	1.5	2.0	-0.6	1.0	-0.1	1.5	2.0
	12H	-0.5	0.6	0.0	1.1	1.6	-0.5	0.6	0.0	1.1	1.6
12H	4H	-0.6	1.4	-0.1	1.9	2.4	-0.6	1.4	-0.1	1.8	2.4
	6H	-0.6	1.0	-0.1	1.5	2.0	-0.6	1.0	-0.1	1.5	2.0
	8H	-0.5	0.6	0.0	1.1	1.6	-0.5	0.6	0.0	1.1	1.6
Variations with the observer position at spacing:											
S =		1.0H	4.4	/ -3.2				4.4	/ -3.2		
		1.5H	6.9	/ -4.1				6.9	/ -4.1		
		2.0H	8.8	/ -4.6				8.8	/ -4.6		