

Last information update: July 2024

Product configuration: PE45

PE45: Strip UpLight Neutral White - UGR<19 - for module L=912



Product code

PE45: Strip UpLight Neutral White - UGR<19 - for module L=912

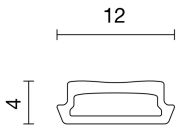
Technical description

Strip UpLight for module L=912. Monochrome Neutral White CRI90 LED lamp with UGR<19. Complete with quick coupling connectors.

Colour
White (01)

Weight (Kg)
0.02

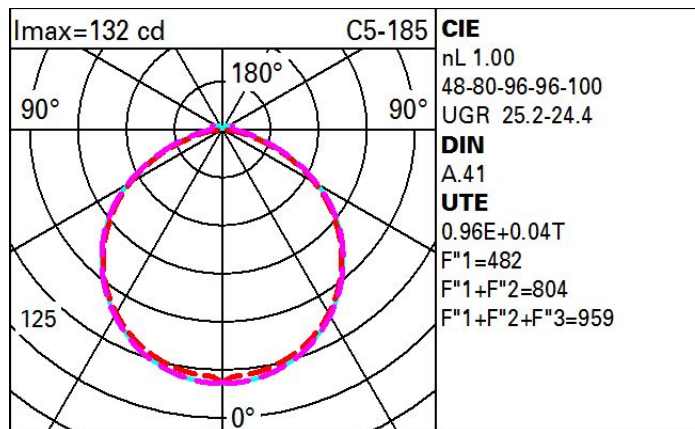
Complies with EN60598-1 and pertinent regulations



Technical data

Im system:	385	MacAdam Step:	3
W system:	2.9	Life Time LED 1:	> 50,000h - L90 - B10 (Ta 25°C)
Im source:	-	Voltage [Vin]:	48
W source:	-	Lamp code:	LED
Luminous efficiency (lm/W, real value):	132.8	Number of lamps for optical assembly:	1
Im in emergency mode:	-	ZVEI Code:	LED
Total light flux at or above an angle of 90° [Lm]:	15	Number of optical assemblies:	1
Light Output Ratio (L.O.R.) [%]:	100	LED current [mA]:	20
CRI (minimum):	90	Control:	PWM
Colour temperature [K]:	4000		

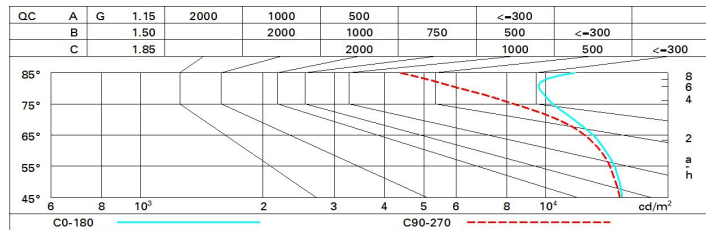
Polar



Utilisation factors

R	77	75	73	71	55	53	33	00	DRR
K0.8	65	55	47	42	53	46	45	38	40
1.0	72	62	55	49	60	54	53	45	47
1.5	82	74	68	63	72	66	65	58	60
2.0	88	82	76	72	79	74	73	66	69
2.5	92	86	82	78	84	80	78	72	75
3.0	94	90	86	82	87	83	81	75	79
4.0	97	94	90	87	91	88	86	80	83
5.0	99	96	93	91	93	91	88	83	86

Luminance curve limit



UGR diagram

Corrected UGR values (at 385 lm bare lamp luminous flux)											
Reflect.:		viewed crosswise					viewed endwise				
ceil/cav		0.70	0.70	0.50	0.50	0.30	0.70	0.70	0.50	0.50	0.30
walls		0.50	0.30	0.50	0.30	0.30	0.50	0.30	0.50	0.30	0.30
work pl.		0.20	0.20	0.20	0.20	0.20	0.20	0.20	0.20	0.20	0.20
Room dim		viewed crosswise					viewed endwise				
x	y										
2H	2H	21.8	22.9	22.2	23.2	23.6	21.7	22.9	22.1	23.2	23.5
	3H	23.2	24.2	23.6	24.5	24.9	22.2	23.2	22.6	23.6	23.9
	4H	23.7	24.6	24.1	25.0	25.4	22.4	23.3	22.8	23.7	24.1
	6H	24.0	24.9	24.5	25.3	25.7	22.4	23.2	22.8	23.7	24.1
	8H	24.2	25.0	24.6	25.4	25.9	22.4	23.2	22.8	23.6	24.1
12H	24.3	25.1	24.8	25.6	26.0	22.4	23.1	22.8	23.6	24.0	
4H	2H	22.4	23.3	22.8	23.7	24.1	23.3	24.3	23.8	24.6	25.1
	3H	23.9	24.7	24.4	25.1	25.6	23.9	24.7	24.4	25.1	25.6
	4H	24.5	25.2	25.0	25.7	26.1	24.2	24.9	24.7	25.3	25.8
	6H	25.0	25.6	25.5	26.1	26.6	24.4	25.0	24.9	25.4	26.0
	8H	25.2	25.8	25.7	26.3	26.8	24.4	25.0	24.9	25.4	26.0
12H	25.4	25.9	25.9	26.4	27.0	24.4	24.9	24.9	25.4	26.0	
8H	4H	24.7	25.3	25.2	25.8	26.3	24.5	25.1	25.0	25.6	26.1
	6H	25.3	25.8	25.9	26.3	26.9	24.8	25.3	25.3	25.8	26.4
	8H	25.6	26.0	26.2	26.6	27.2	24.9	25.3	25.5	25.9	26.4
	12H	26.0	26.3	26.5	26.9	27.5	25.0	25.4	25.6	25.9	26.5
12H	4H	24.7	25.2	25.2	25.7	26.3	24.5	25.0	25.1	25.6	26.1
	6H	25.4	25.8	25.9	26.3	26.9	24.8	25.3	25.4	25.8	26.4
	8H	25.7	26.1	26.3	26.6	27.2	25.0	25.3	25.6	25.9	26.5
Variations with the observer position at spacing:											
S =	1.0H	0.1 / -0.1					0.1 / -0.1				
	1.5H	0.3 / -0.4					0.3 / -0.5				
	2.0H	0.5 / -0.7					0.6 / -0.8				