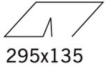
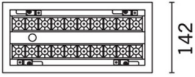
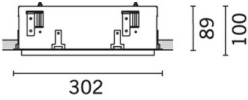


Last information update: April 2025

Product configuration: R626

R626: Adjustable 2 x 10 - cell Recessed frame - LED Neutral white - DALI dimmable power supply - Beam 48°



Product code

R626: Adjustable 2 x 10 - cell Recessed frame - LED Neutral white - DALI dimmable power supply - Beam 48°

Technical description

Recessed rectangular luminaire with LEDs. Shaped steel sheet structural compartment with outer rim. The two linear elements with 10 lighting cells, in die-cast aluminium and independently adjustable, can be used to direct the emission with a tilting adjustability of +/- 30°. Metallised thermoplastic high definition optics, integrated in a rear position in the black anti-glare screen; the structure of the optical system prevents a pinpoint effect, allowing precise, circular light distribution and emission with controlled glare. Supplied with DALI dimmable control gear connected to the luminaire. Neutral white LED.

Installation

recessed with mechanical blocking system for false ceilings from 1 to 25 mm; can be installed on ceilings and walls (vertical + horizontal) - preparation slot 135 x 295

Colour

Black / Black (43) | Black / White (47) | Grey / Black (74)*

Weight (Kg)

2.8

* Colours on request

Mounting

wall recessed|ceiling recessed

Wiring

on power box: screw connections

Notes

dimming function with pushbutton (TOUCH DIM/PUSH): for this option consult the instructions included in the package

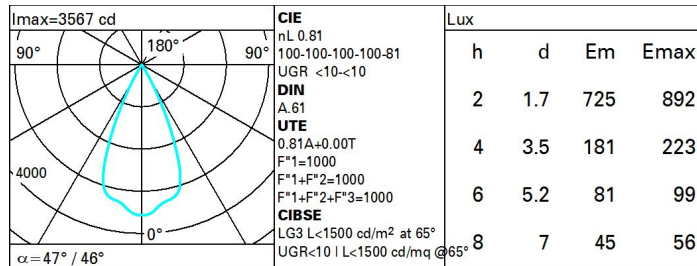
Complies with EN60598-1 and pertinent regulations



Technical data

lm system:	3726	MacAdam Step:	3
W system:	44.3	Life Time LED 1:	> 50,000h - L90 - B10 (Ta 25°C)
lm source:	2300	Lamp code:	LED
W source:	20	Number of lamps for optical assembly:	1
Luminous efficiency (lm/W, real value):	84.1	ZVEI Code:	LED
lm in emergency mode:	-	Number of optical assemblies:	2
Total light flux at or above an angle of 90° [Lm]:	0	Power factor:	See installation instructions
Light Output Ratio (L.O.R.) [%]:	81	Inrush current:	10 A / 200 µs
Beam angle [°]:	47° / 46°	Maximum number of luminaires of this type per miniature circuit breaker:	B10A: 18 luminaires B16A: 30 luminaires C10A: 31 luminaires C16A: 51 luminaires
CRI (minimum):	90	Minimum dimming %:	1
CRI (typical):	92	Overvoltage protection:	4kV Common mode & 4kV Differential mode
Colour temperature [K]:	4000	Control:	DALI-2

Polar



Utilisation factors

R	77	75	73	71	55	53	33	00	DRR
K0.8	73	70	67	65	69	66	66	64	78
1.0	76	73	71	69	72	70	70	67	83
1.5	80	78	76	74	77	75	74	72	89
2.0	83	81	79	78	80	78	78	75	93
2.5	84	83	82	81	82	81	80	78	96
3.0	85	84	83	83	83	82	81	79	98
4.0	86	85	85	84	84	84	82	81	99
5.0	87	86	86	86	85	84	83	81	100

UGR diagram

Corrected UGR values (at 2300 lm bare lamp luminous flux)											
Reflect.:											
ceiling/cav		0.70	0.70	0.50	0.50	0.30	0.70	0.70	0.50	0.50	0.30
walls		0.50	0.30	0.50	0.30	0.30	0.50	0.30	0.50	0.30	0.30
work pl.		0.20	0.20	0.20	0.20	0.20	0.20	0.20	0.20	0.20	0.20
Room dim		viewed					viewed				
x	y	crosswise					endwise				
2H	2H	0.9	1.4	1.1	1.6	1.8	0.9	1.4	1.1	1.6	1.8
	3H	0.8	1.2	1.1	1.4	1.7	0.8	1.2	1.1	1.4	1.7
	4H	0.7	1.1	1.0	1.4	1.7	0.7	1.1	1.0	1.4	1.7
	6H	0.6	1.0	0.9	1.3	1.6	0.6	1.0	0.9	1.3	1.6
	8H	0.6	0.9	0.9	1.2	1.6	0.6	0.9	0.9	1.2	1.6
12H	0.5	0.9	0.9	1.2	1.6	0.5	0.9	0.9	1.2	1.6	
4H	2H	0.7	1.1	1.0	1.4	1.7	0.7	1.1	1.0	1.4	1.7
	3H	0.5	0.9	0.9	1.2	1.6	0.5	0.9	0.9	1.2	1.6
	4H	0.4	0.7	0.8	1.1	1.5	0.4	0.7	0.8	1.1	1.5
	6H	0.3	0.6	0.8	1.0	1.4	0.3	0.6	0.8	1.0	1.4
	8H	0.3	0.5	0.7	1.0	1.4	0.3	0.5	0.7	1.0	1.4
12H	0.2	0.5	0.7	0.9	1.4	0.2	0.5	0.7	0.9	1.4	
8H	4H	0.3	0.5	0.7	1.0	1.4	0.3	0.5	0.7	1.0	1.4
	6H	0.2	0.4	0.7	0.8	1.3	0.2	0.4	0.7	0.8	1.3
	8H	0.1	0.3	0.6	0.8	1.3	0.1	0.3	0.6	0.8	1.3
	12H	0.1	0.2	0.6	0.7	1.2	0.1	0.2	0.6	0.7	1.2
12H	4H	0.2	0.5	0.7	0.9	1.4	0.2	0.5	0.7	0.9	1.4
	6H	0.1	0.3	0.6	0.8	1.3	0.1	0.3	0.6	0.8	1.3
	8H	0.1	0.2	0.6	0.7	1.2	0.1	0.2	0.6	0.7	1.2
Variations with the observer position at spacing:											
S =	1.0H	6.8 / -21.9					6.8 / -21.9				
	1.5H	9.7 / -22.0					9.7 / -22.0				
	2.0H	11.7 / -22.2					11.7 / -22.2				