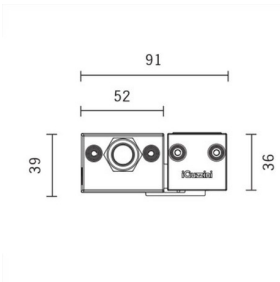



Letzte Aktualisierung der Informationen: Dezember 2024

Produktkonfiguration: BQ50

BQ50: Mini - Wall-/Ceiling-mounted - LED - 48V dc with DMX512-RDM control - L=1511mm - Wall Grazing Optic

**Produktcode**

BQ50: Mini - Wall-/Ceiling-mounted - LED - 48V dc with DMX512-RDM control - L=1511mm - Wall Grazing Optic

Beschreibung

Direct light luminaire, designed to use WRGBW LED lamps (White, Red, Green, Blue, White), 48V dc with DMX512-RDM control. Ceiling- and wall-mounted. Consists of a body, a box for DMX driver and supports for installation (to be ordered separately). Extruded aluminium body and side box, with zamak die-cast end caps complete with silicone seals. Coated with liquid acrylic paint with a high level of weather and UV ray resistance. The top of the optical assembly is closed by a 3 mm thick transparent glass screen, fixed with silicone. Complete with multi-LED plate in WRGBW (White, Red, Green, Blue, White), side box with 48V dc DMX512-RDM electronic driver (ballast to be ordered separately). Side box with double PG13.5 cable gland and outlet cables for pass-through wiring. Fitted with a PMMA diffusing filter and optics with plastic (methacrylate) lens for Wall Grazing lighting. All external screws used are made of A2 stainless steel. The luminaire technical characteristics conform to EN 60598-1 standards and particular requirements.

Installation

The following accessories are available for installation: adjustable wall-mounted arms in AISI304 stainless steel (200mm code BZJ8) and a plate for surface- or ceiling-mounting made of anodised aluminium (BZJ7).

Farben

Grau (15)

Gewicht (Kg)

2.87

Montage

Wandarm|Wandanbauleuchte|Deckenanbauleuchte

Verkabelung

The product is equipped with a nickel-plated brass PG13.5 double cable gland with H07RN-F rubber outlet cables 5x1.5mm² for pass-through wiring: each cable is set up both for the DMX-RDM signal and for 48V dc power supply. Available for electrical connection: IP68 5-pin linear connector (BZS6), cap for IP68 connectors + 120 Ohm terminating resistor (BZQ7), 48V dc DIN bar electronic ballasts to be ordered separately: 120W (BZ14), 240W (BZ15) and 480W (BZ16). DMX specifications require the insertion of a 120 Ohm terminating resistor to be placed between the DATA+ and DATA- cables of the last product in the line (code BZQ7)

Anmerkungen

Product complete with LED lamp. DMX specifications require the insertion of a 120 Ohm terminating resistor to be placed between the DATA+ and DATA- cables of the last product in the line (code BZQ7)

Gemäß der Normen EN60598-1 u. Sondernormen



IK05

IP66

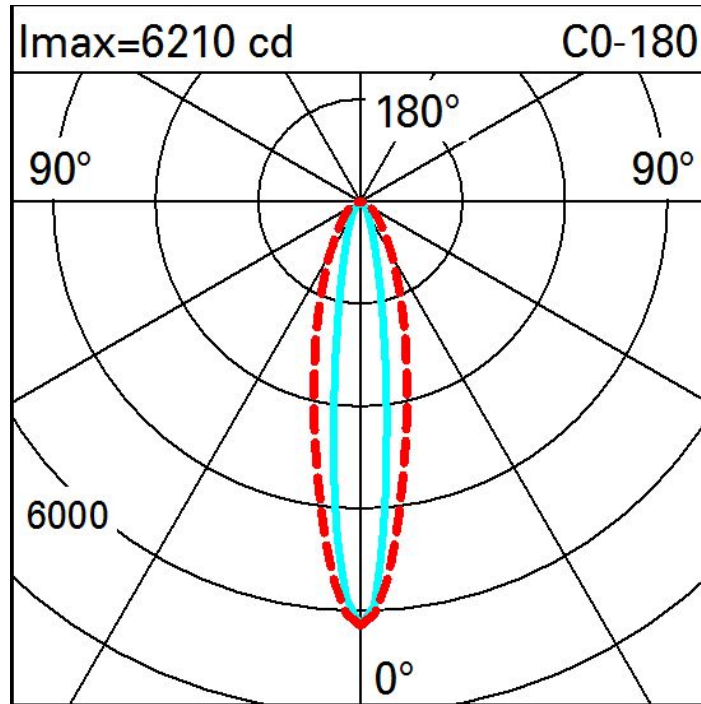


ERC

**Technische Daten**

Im System:	1548	Lebensdauer LED 2:	50,000h - L80 - B20 (Ta 40°C)
W System:	38.9	Eingangsspannung [V]:	48
Im Lichtquelle:	2820	Lampencode:	LED
W Lichtquelle:	37	Anzahl Lampen in	1
Lichtausbeute (lm/W, Systemwert):	39.8	Leuchtgehäuse:	
Im im Notlichtbetrieb:	-	ZVEI-Code:	LED
abgegebener Lichtstrom bei/ über einem Winkel von 90° [lm]:	0	Anzahl Leuchtgehäuse:	1
Leuchtenbetriebswirkungsgrad 55 (L.O.R.) [%]:		Operativer Umgebungstemperaturbereich:	von -30°C von 50°C.
Farbtemperatur [K]:	WRGBW	LED Strom [mA]:	235
Lebensdauer LED 1:	50,000h - L80 - B10 (Ta 25°C)	Leistungsfaktor:	Sehen Montageanleitung
		Control:	DMX-RDM

Polardiagramm



Beleuchtungen

Lux		Wall distance = 1m													
3															
		0.3	0.6	1	3	7	10	8	4	2	0.7	0.4			
2	1	3	6	10	17	22	19	12	6	3	2				
		2	4	8	14	24	30	25	16	9	5	3			
1	3	5	8	15	24	30	25	16	9	6	3				
		3	5	9	14	21	26	21	15	10	6	4			
0															
	m	-2	-1	0	1	2	3								