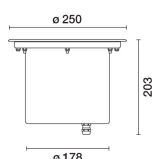


Last information update: May 2025

**Product configuration: E154+X209.04**

E154: Recessed floor luminaire Earth D=250 mm - Neutral White - Super Spot Optic - DALI

X209.04: Plastic casing for installation on floors + end cap - Black

**Product code**

E154: Recessed floor luminaire Earth D=250 mm - Neutral White - Super Spot Optic - DALI

**Technical description**

Recessed luminaire applicable to the floor or ground, designed for fitting monochrome white LED sources, for illumination, fixed optic, with DALI dimmable incorporated electronic control gear. The round frame has a diameter D=250 mm; the body and frame are made of AISI 304 stainless steel with sodium-calcium extra clear glass, thickness 15 mm. Stainless steel body coated with black paint. The luminaire is fixed to the outer casing by means of two TORX-type screws that ensure proper anchoring. Inclusive of LED circuit, methacrylate lens and black plastic cover. The product is wired using an A2 stainless steel cable gland, with type A07RNF 4x1 mm<sup>2</sup> outgoing power cord having L=1200 mm. The cable is equipped with an anti-transpiration device (IP68) consisting of a silicone seal placed on the power cable and housed inside the product. The outer casing for installation can be ordered separately from the plastic optical assembly. The assembly made up of the frame, optical assembly and outer casing guarantees 5000 kg resistance to static loads. Maximum glass surface temperature is lower than 40°C.

**Installation**

The product is secured to the outer casing by means of two TORX-type screws. The luminaire can be installed recessed, floor-standing, using an outer casing or on the ground.

**Colour**

Steel (13)

**Weight (Kg)**

4.98

**Mounting**

Floor recessed|ground recessed

**Wiring**

Product inclusive of 220-240 VAC DALI dimmable electronic control gear.

**Notes**

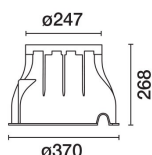

IP68 degree of protection on the product and cable when using IP68 connectors \* The product is not suitable for installation in swimming pools and fountains. Overvoltage protection: 4KV Common mode, 3,5KV differenzial mode

Complies with EN60598-1 and pertinent regulations



Complete immersion for limited periods, not suitable for use in swimming pools or fountains.

□ The lighting fixtures were designed and tested to withstand a static load of up to 50000 N and to resist drive-over stress by vehicles with tires. The fixtures cannot be used in lanes subjected to horizontal stresses due to acceleration, braking and / or changes of direction.

**Accessory code**

X209.04: Plastic casing for installation on floors + end cap - Black

**Technical description**

Made of plastic (polypropylene). Inclusive of front cap with system for extracting the cables and double cable entry.

**Installation**

Floor-standing (concrete)

**Colour**

Black (04)

**Weight (Kg)**

1.9

**Mounting**

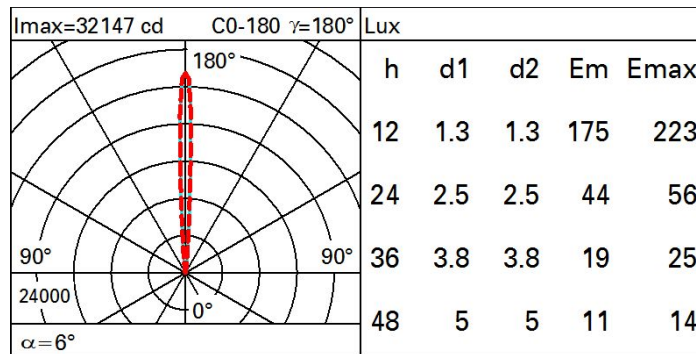
ground surface|Floor recessed|ground recessed

Complies with EN60598-1 and pertinent regulations

# Technical data

Im system:	502	Life Time LED 1:	97,000h - L80 - B10 (Ta 25°C)
W system:	11.5	Life Time LED 2:	98,000h - L80 - B10 (Ta 40°C)
Im source:	930	Lamp code:	LED
W source:	7.9	Number of lamps for optical assembly:	1
Luminous efficiency (Im/W, real value):	43.7	ZVEI Code:	LED
Im in emergency mode:	-	Number of optical assemblies:	1
Total light flux at or above an angle of 90° [Lm]:	502	Intervallo temperatura ambiente:	from -25°C to 50°C.
Light Output Ratio (L.O.R.) [%]:	54	Power factor:	See installation instructions
Beam angle [°]:	6°	Inrush current:	10 A / 200 µs
CRI (minimum):	80	Maximum number of luminaires of this type per miniature circuit breaker:	B10A: 18 luminaires B16A: 30 luminaires C10A: 31 luminaires C16A: 51 luminaires
Colour temperature [K]:	4000	Overvoltage protection:	5kV Common mode & 4kV Differential mode
MacAdam Step:	2	Control:	DALI-2

# Polar



# UGR diagram

Corrected UGR values (at 930 lm bare lamp luminous flux)										
Reflect.:		viewed crosswise					viewed endwise			
ceiling	cav	0.70	0.70	0.50	0.50	0.30	0.70	0.70	0.50	0.50
walls		0.50	0.30	0.50	0.30	0.30	0.50	0.30	0.50	0.30
work pl.		0.20	0.20	0.20	0.20	0.20	0.20	0.20	0.20	0.20
Room dim										
x	y									
2H	2H	-3.4	-1.4	-3.0	-1.1	-0.8	-3.3	-1.4	-3.0	-1.1
	3H	-3.4	-2.4	-3.1	-2.1	-1.8	-3.2	-2.2	-2.8	-1.9
	4H	-3.4	-2.8	-3.1	-2.5	-2.2	-3.2	-2.5	-2.9	-2.2
	6H	-3.4	-3.1	-3.1	-2.8	-2.4	-3.2	-2.8	-2.9	-2.5
	8H	-3.5	-3.0	-3.2	-2.6	-2.3	-3.3	-2.7	-3.0	-2.4
	12H	-3.7	-2.8	-3.3	-2.5	-2.1	-3.5	-2.6	-3.1	-2.3
4H	2H	-3.3	-2.6	-2.9	-2.3	-2.0	-3.4	-2.7	-3.0	-2.4
	3H	-3.5	-2.7	-3.1	-2.3	-2.0	-3.4	-2.6	-3.0	-2.3
	4H	-3.8	-2.4	-3.3	-2.0	-1.5	-3.7	-2.3	-3.3	-1.9
	6H	-4.0	-2.2	-3.6	-1.7	-1.2	-4.0	-2.1	-3.5	-1.7
	8H	-4.1	-2.2	-3.6	-1.7	-1.2	-4.1	-2.1	-3.6	-1.7
	12H	-4.2	-2.3	-3.7	-1.8	-1.3	-4.1	-2.3	-3.6	-1.8
8H	4H	-4.2	-2.2	-3.7	-1.7	-1.2	-4.1	-2.1	-3.6	-1.6
	6H	-4.1	-2.6	-3.6	-2.1	-1.6	-4.0	-2.5	-3.5	-2.1
	8H	-4.0	-3.0	-3.5	-2.5	-2.0	-3.9	-2.9	-3.4	-2.4
	12H	-3.8	-3.3	-3.3	-2.9	-2.3	-3.7	-3.3	-3.2	-2.8
12H	4H	-4.2	-2.3	-3.7	-1.9	-1.3	-4.1	-2.2	-3.6	-1.8
	6H	-4.0	-3.0	-3.5	-2.5	-2.0	-3.9	-2.9	-3.4	-2.4
	8H	-3.8	-3.4	-3.3	-2.9	-2.4	-3.7	-3.3	-3.2	-2.8
Variations with the observer position at spacing:										
S =		1.0H	0.8 / -1.1				0.8 / -1.2			
		1.5H	1.9 / -7.9				2.0 / -7.7			
		2.0H	3.7 / -10.8				3.7 / -10.8			