

Laser Blade

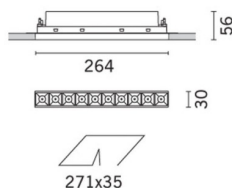
Design iGuzzini

iGuzzini

Last information update: May 2024

Product configuration: MQ91

MQ91: 10 - cell Frameless Recessed luminaire - LED - Warm white - Incorporated DALI dimmable power supply - Flood optic



Product code

MQ91: 10 - cell Frameless Recessed luminaire - LED - Warm white - Incorporated DALI dimmable power supply - Flood optic

Attention! Code no longer in production

Technical description

rectangular miniaturised recessed luminaire with 10 optical elements with LED lamps - fixed optics - flood beam angle. Main body with die-cast aluminium radiant surface; minimal (frameless) version for mounting flush with the ceiling. Metallised thermoplastic high definition optics, integrated in a rear position in the black anti-glare screen; the structure of the optical system prevents a pinpoint effect, allowing precise, circular light distribution and emission with controlled glare. Supplied with DALI dimmable electronic control gear connected to the luminaire. Warm white high colour rendering LED

Installation

recessed with steel wire springs on the specific adapter (included) which allows flush-mounting with the ceiling. Adapter fixed to false ceiling (12.5 mm thick) with self-tapping screws; subsequent filling and smoothing operations; insertion of luminaire body and aesthetic finishing. Preparation hole 35 x 271

Colour

White (01) | Black (04)

Weight (Kg)

0.73

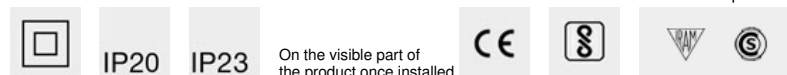
Mounting

wall recessed|ceiling recessed

Wiring

on control gear box with quick-coupling connections

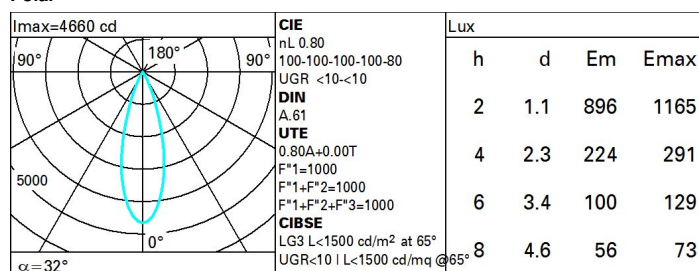
Complies with EN60598-1 and pertinent regulations



Technical data

lm system:	1358	CRI:	95
W system:	24.5	Colour temperature [K]:	3000
lm source:	1700	MacAdam Step:	3
W source:	21	Life Time LED 1:	50,000h - L90 - B10 (Ta 25°C)
Luminous efficiency (lm/W, real value):	55.4	Lamp code:	LED
lm in emergency mode:	-	Number of lamps for optical assembly:	1
Total light flux at or above an angle of 90° [Lm]:	0	ZVEI Code:	LED
Light Output Ratio (L.O.R.) [%]:	80	Number of optical assemblies:	1
Beam angle [°]:	32°	Control:	DALI

Polar



Utilisation factors

R	77	75	73	71	55	53	33	00	DRR
K0.8	72	69	66	64	68	66	65	63	78
1.0	75	72	70	68	71	69	69	66	83
1.5	79	77	75	73	76	74	73	71	89
2.0	81	80	78	77	79	77	76	74	93
2.5	83	82	81	80	80	79	79	77	96
3.0	84	83	82	81	82	81	80	78	98
4.0	85	84	84	83	83	82	81	79	99
5.0	85	85	85	84	84	83	82	80	100

UGR diagram

Corrected UGR values (at 1700 lm bare lamp luminous flux)											
Reflect.:		viewed crosswise					viewed endwise				
ceiling/cav		0.70	0.70	0.50	0.50	0.30	0.70	0.70	0.50	0.50	0.30
walls		0.50	0.30	0.50	0.30	0.30	0.50	0.30	0.50	0.30	0.30
work pl.		0.20	0.20	0.20	0.20	0.20	0.20	0.20	0.20	0.20	0.20
Room dim											
x	y										
2H	2H	-3.7	-3.2	-3.4	-3.0	-2.7	-3.7	-3.2	-3.4	-3.0	-2.7
	3H	-3.8	-3.4	-3.5	-3.1	-2.8	-3.8	-3.4	-3.5	-3.1	-2.8
	4H	-3.9	-3.5	-3.6	-3.2	-2.9	-3.9	-3.5	-3.6	-3.2	-2.9
	6H	-4.0	-3.6	-3.6	-3.3	-3.0	-4.0	-3.6	-3.6	-3.3	-3.0
	8H	-4.0	-3.6	-3.7	-3.3	-3.0	-4.0	-3.6	-3.7	-3.3	-3.0
	12H	-4.1	-3.7	-3.7	-3.4	-3.0	-4.1	-3.7	-3.7	-3.4	-3.0
4H	2H	-3.9	-3.5	-3.6	-3.2	-2.9	-3.9	-3.5	-3.6	-3.2	-2.9
	3H	-4.1	-3.7	-3.7	-3.4	-3.0	-4.1	-3.7	-3.7	-3.4	-3.0
	4H	-4.2	-3.8	-3.8	-3.5	-3.1	-4.2	-3.8	-3.8	-3.5	-3.1
	6H	-4.2	-4.0	-3.8	-3.6	-3.1	-4.2	-4.0	-3.8	-3.6	-3.1
	8H	-4.3	-4.0	-3.9	-3.6	-3.2	-4.3	-4.0	-3.9	-3.6	-3.2
	12H	-4.3	-4.1	-3.9	-3.7	-3.2	-4.3	-4.1	-3.9	-3.7	-3.2
8H	4H	-4.3	-4.0	-3.9	-3.6	-3.2	-4.3	-4.0	-3.9	-3.6	-3.2
	6H	-4.4	-4.2	-3.9	-3.7	-3.2	-4.4	-4.2	-3.9	-3.7	-3.2
	8H	-4.4	-4.3	-4.0	-3.8	-3.3	-4.4	-4.3	-4.0	-3.8	-3.3
	12H	-4.5	-4.3	-4.0	-3.8	-3.3	-4.5	-4.3	-4.0	-3.8	-3.3
12H	4H	-4.3	-4.1	-3.9	-3.7	-3.2	-4.3	-4.1	-3.9	-3.7	-3.2
	6H	-4.4	-4.3	-4.0	-3.8	-3.3	-4.4	-4.3	-4.0	-3.8	-3.3
	8H	-4.5	-4.3	-4.0	-3.8	-3.3	-4.5	-4.3	-4.0	-3.8	-3.3
Variations with the observer position at spacing:											
S =		1.0H	0.8 / -18.5				0.8 / -18.5				
		1.5H	9.6 / -18.7				9.6 / -18.7				
		2.0H	11.6 / -23.0				11.6 / -23.0				