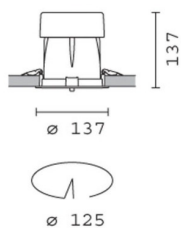


Last information update: May 2024

Product configuration: MN84+LED

MN84: recessed luminaire Ø 137 - neutral white active dissipation LED - integrated DALI control gear - flood

**Product code**MN84: recessed luminaire Ø 137 - neutral white active dissipation LED - integrated DALI control gear - flood **Attention! Code no longer in production****Technical description**

recessed adjustable removable luminaire for LED lamp with active heat dissipation system. Structure with die-cast aluminium frame and main body, steel rotation hinge, chrome-plated aluminium body closing ring. Forced heat dissipation using super-silent fan with magnetic anti-friction operation guaranteeing lasting efficiency and quietness, keeping LED lamp performance unchanged. The fan has an anti-dust protection system; safety thermal breaker and is set up for fast, easy replacement. Reflector with high efficiency super-pure aluminium optic - wide flood beam angle. Body adjusted using manually operated device: internal 30° - external 75° - rotation about axis 355°. Supplied with DALI dimmable control gear connected to the luminaire. Neutral white high efficiency LED.

Installation

recessed using steel springs in false ceilings with thicknesses starting at 1 mm; preparation hole Ø 125

Colour

White / Aluminium (39) | Grey/Aluminium (78)

Mounting

ceiling recessed

Wiring

on control gear box with quick-coupling connections

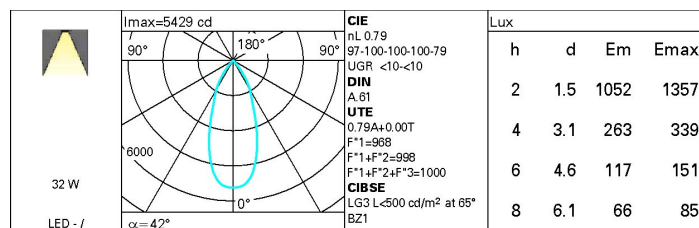
Complies with EN60598-1 and pertinent regulations



IP20

**Technical data**

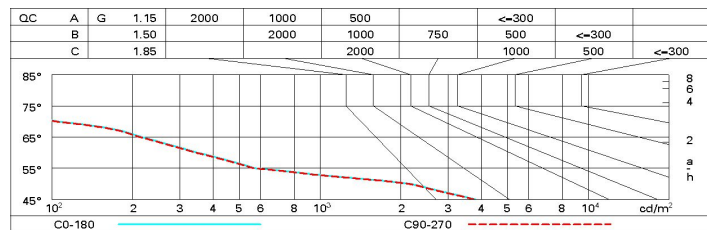
lm system:	3156,4	CRI:	80
W system:	37	Colour temperature [K]:	4000
lm source:	4000	MacAdam Step:	3
W source:	32	Life Time LED 1:	50.000h - L80 - B10 (Ta 25°C)
Luminous efficiency (lm/W, real value):	85,3	Lamp code:	LED
lm in emergency mode:	-	Number of lamps for optical assembly:	1
Total light flux at or above an angle of 90° [Lm]:	0	ZVEI Code:	LED
Light Output Ratio (L.O.R.) [%]:	79	Number of optical assemblies:	1
Beam angle [°]:	42°	Control:	DALI

Polar

Utilisation factors

R	77	75	73	71	55	53	33	00	DRR
K0.8	70	66	64	61	66	63	63	60	76
1.0	73	70	67	66	69	67	67	64	81
1.5	77	75	73	71	74	72	71	69	87
2.0	80	78	77	75	77	76	75	72	92
2.5	82	80	79	78	79	78	77	75	95
3.0	83	82	81	80	80	79	78	76	97
4.0	84	83	82	82	81	81	80	78	99
5.0	84	84	83	83	82	82	80	79	100

Luminance curve limit



UGR diagram

Photometric curve code: 01850000.RV1											
Uncorrected UGR values (at 1000 lm bare lamp luminous flux)											
Reflect.:											
ceiling	0.70	0.70	0.50	0.50	0.30	0.70	0.70	0.50	0.50	0.30	
walls	0.50	0.30	0.50	0.30	0.30	0.50	0.30	0.50	0.30	0.30	
work pl.	0.20	0.20	0.20	0.20	0.20	0.20	0.20	0.20	0.20	0.20	
Room dim											
X											
Y											
2H	2H	9.3	10.0	9.6	10.2	10.4	9.3	9.9	9.6	10.2	10.4
	3H	9.2	9.8	9.5	10.0	10.3	9.1	9.7	9.5	10.0	10.3
	4H	9.1	9.6	9.4	9.9	10.2	9.1	9.6	9.4	9.9	10.2
	6H	9.0	9.5	9.4	9.8	10.2	9.0	9.5	9.3	9.8	10.1
	8H	9.0	9.5	9.3	9.8	10.1	8.9	9.4	9.3	9.8	10.1
	12H	8.9	9.4	9.3	9.7	10.1	8.9	9.4	9.3	9.7	10.1
4H	2H	9.1	9.6	9.4	9.9	10.2	9.1	9.6	9.4	9.9	10.2
	3H	8.9	9.4	9.3	9.7	10.1	8.9	9.4	9.3	9.7	10.1
	4H	8.8	9.3	9.2	9.6	10.0	8.8	9.2	9.2	9.6	10.0
	6H	8.8	9.1	9.2	9.5	9.9	8.7	9.1	9.2	9.5	9.9
	8H	8.7	9.0	9.2	9.5	9.9	8.7	9.0	9.1	9.4	9.9
	12H	8.7	9.0	9.1	9.4	9.9	8.6	8.9	9.1	9.4	9.8
8H	4H	8.7	9.0	9.2	9.5	9.9	8.7	9.0	9.1	9.4	9.9
	6H	8.6	8.9	9.1	9.3	9.8	8.6	8.9	9.1	9.3	9.8
	8H	8.6	8.8	9.1	9.3	9.8	8.5	8.8	9.0	9.2	9.7
	12H	8.5	8.7	9.0	9.2	9.7	8.5	8.7	9.0	9.2	9.7
12H	4H	8.7	9.0	9.1	9.4	9.9	8.6	8.9	9.1	9.4	9.8
	6H	8.6	8.8	9.1	9.3	9.8	8.5	8.8	9.0	9.2	9.7
	8H	8.5	8.7	9.0	9.2	9.7	8.5	8.7	9.0	9.2	9.7
Variations with the observer position at spacing:											
S =	1.0H		5.3	/	-16.3		5.3	/	-16.3		
	1.5H		8.1	/	-18.8		8.1	/	-18.8		
	2.0H		10.1	/	-21.0		10.1	/	-21.0		