Palco

Design Artec Studio | **iGuzzini**

Last information update: March 2025

Product configuration: 432B.01
432B.01: body Ø62 mm - Warm White - dimmable DALI ballast - wide flood optic - 20.3W 1659lm - 3000K - CRI 90 - White



Product code
432B.01: body Ø62 mm - Warm White - dimmable DALI ballast - wide flood optic - 20.3W 1659lm - 3000K - CRI 90 - White

Technical description
Adjustable spotlight with adapter for installation on a mains voltage track. Luminaire made of die-cast aluminium. Spotlight double adjustability allows a 360° rotation about the vertical axis and 90° tilting relative to the horizontal plane. Mechanical aiming locks both for rotation about the vertical axis and tilting relative to the horizontal plane. Optical assembly made up of Warm White 3000K high colour rendering C.o.B LEDs, with OPTI BEAM REFLECTOR technology and a well-defined medium light beam. Dimmable DALI driver built-in to box with a semi-hidden system on track.

Installation
On a three-phase/DALI electrified track

Colour	Weight (Kg)
White (01)	0.55

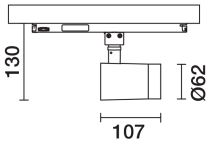

Mounting
three circuit track

Wiring
Product complete with DALI dimmable components, housed in a semi-hidden box on the track.

Complies with EN60598-1 and pertinent regulations

IP20 | CE | UK CA | pending | pending | pending

Technical data

lm system:	1659
W system:	20.3
lm source:	2100
W source:	17
Luminous efficiency (lm/W, real value):	81.7
lm in emergency mode:	-
Total light flux at or above an angle of 90° [Lm]:	0
Light Output Ratio (L.O.R.) [%]:	79
Beam angle [°]:	42°
CRI (minimum):	90
Colour temperature [K]:	3000

MacAdam Step:	2
Life Time LED 1:	> 50,000h - L90 - B10 (Ta 25°C)
Lamp code:	LED
Number of lamps for optical assembly:	1
ZVEI Code:	LED
Number of optical assemblies:	1
Power factor:	See installation instructions
Inrush current:	5 A / 50 µs
Maximum number of luminaires of this type per miniature circuit breaker:	B10A: 31 luminaires B16A: 50 luminaires C10A: 52 luminaires C16A: 85 luminaires
Overvoltage protection:	4kV Common mode & 2kV Differential mode
Control:	DALI-2

Polar

Imax=3690 cd

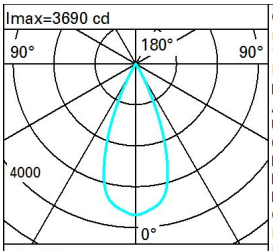

α=42°

CIE
nL 0.79
100-100-100-100-79
UGR <10-<10
DIN
A.61
UTE
0.79A+0.00T
F"1=996
F"1+F"2=999
F"1+F"2+F"3=1000
CIBSE
LG3 L<1500 cd/m² at 65°
UGR<10 I L<1500 cd/mq @65°

Lux

h	d	Em	Emax
2	1.6	744	923
4	3.1	186	231
6	4.7	83	103
8	6.2	47	58

Utilisation factors

R	77	75	73	71	55	53	33	00	DRR
K0.8	71	68	65	63	67	65	64	62	78
1.0	74	71	69	67	70	68	68	65	83
1.5	78	76	74	72	75	73	72	70	89
2.0	80	79	77	76	78	76	75	73	93
2.5	82	81	80	79	80	79	78	76	96
3.0	83	82	81	81	81	80	79	77	98
4.0	84	83	83	82	82	82	80	78	99
5.0	84	84	84	83	83	82	81	79	100

Luminance curve limit

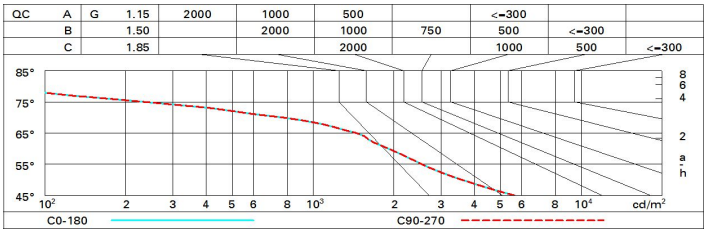

UGR diagram

Corrected UGR values (at 2100 lm bare lamp luminous flux)

Riflect.:											
ceil/cav		0.70	0.70	0.50	0.50	0.30	0.70	0.70	0.50	0.50	0.30
walls		0.50	0.30	0.50	0.30	0.30	0.50	0.30	0.50	0.30	0.30
work pl.		0.20	0.20	0.20	0.20	0.20	0.20	0.20	0.20	0.20	0.20
Room dim		viewed crosswise					viewed endwise				
x	y										
2H	2H	7.7	8.3	8.0	8.5	8.7	7.7	8.3	8.0	8.5	8.7
	3H	7.6	8.1	7.9	8.4	8.7	7.6	8.1	7.9	8.4	8.7
	4H	7.5	8.0	7.9	8.3	8.6	7.5	8.0	7.9	8.3	8.6
	6H	7.5	7.9	7.8	8.2	8.5	7.5	7.9	7.8	8.2	8.5
	8H	7.4	7.8	7.8	8.2	8.5	7.4	7.8	7.8	8.2	8.5
	12H	7.4	7.8	7.8	8.1	8.5	7.4	7.8	7.8	8.1	8.5
4H	2H	7.5	8.0	7.9	8.3	8.6	7.5	8.0	7.9	8.3	8.6
	3H	7.4	7.8	7.8	8.2	8.5	7.4	7.8	7.8	8.2	8.5
	4H	7.3	7.7	7.7	8.1	8.4	7.3	7.7	7.7	8.1	8.4
	6H	7.3	7.6	7.7	8.0	8.4	7.3	7.6	7.7	8.0	8.4
	8H	7.2	7.5	7.6	7.9	8.3	7.2	7.5	7.7	7.9	8.3
	12H	7.2	7.4	7.6	7.8	8.3	7.2	7.4	7.6	7.8	8.3
8H	4H	7.2	7.5	7.7	7.9	8.3	7.2	7.5	7.6	7.9	8.3
	6H	7.1	7.4	7.6	7.8	8.3	7.1	7.4	7.6	7.8	8.3
	8H	7.1	7.3	7.5	7.7	8.2	7.1	7.3	7.5	7.7	8.2
	12H	7.0	7.2	7.5	7.7	8.2	7.0	7.2	7.5	7.7	8.2
12H	4H	7.2	7.4	7.6	7.8	8.3	7.2	7.4	7.6	7.8	8.3
	6H	7.1	7.3	7.5	7.7	8.2	7.1	7.3	7.5	7.7	8.2
	8H	7.0	7.2	7.5	7.7	8.2	7.0	7.2	7.5	7.7	8.2

Variations with the observer position at spacing:

S =	1.0H	6.2 / -8.5	6.2 / -8.5
	1.5H	8.9 / -10.4	8.9 / -10.4
	2.0H	10.9 / -12.2	10.9 / -12.2