

Laser Blade XS

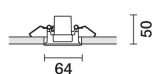
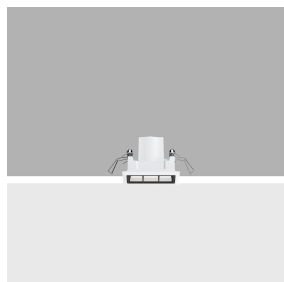
Design iGuzzini

iGuzzini

Last information update: November 2024

Product configuration: QD61

QD61: Recessed Frame section 3 LEDs - remote Driver - Wall Washer Longitudinal Glare Control



Product code

QD61: Recessed Frame section 3 LEDs - remote Driver - Wall Washer Longitudinal Glare Control

Technical description

Miniaturized recessed linear luminaire for LED lamps. Despite the ultracompact size of the product, the patented technology of the optic system guarantees an efficient and homogeneous effect on walls from top to bottom and avoids shadow zones near the ceiling. The black polycarbonate perimeter frame is designed to significantly reduce the effect of longitudinal glare. Main body with die-cast zamak radiant surface, version with perimeter surface frame. Flux enhancer - superpure aluminium reflector - asymmetrical textured PMMA screen. Ballast not included, available with separate code.

Installation

Recessed with steel wire springs for false ceilings from 1 to 25 mm thick - preparation hole 24 x 60. To light walls correctly check the installation distances and centre-to-centre distances indicated on the instructions sheet.

Colour

Black / Black (43) | Black / White (47) | Grey / Black (74)*

Weight (Kg)

0.15

* Colours on request

Mounting

ceiling recessed

Wiring

Direct current ballasts to be ordered separately: ON-OFF - code no. MXF9 (min 1 / max 2); dimmable DALI - code no. BZM4 (min 1 / max 6) - check the instruction sheet for the operating current / lengths and compatible cross-sections of the cables to be used.

Complies with EN60598-1 and pertinent regulations



IP20

IP43

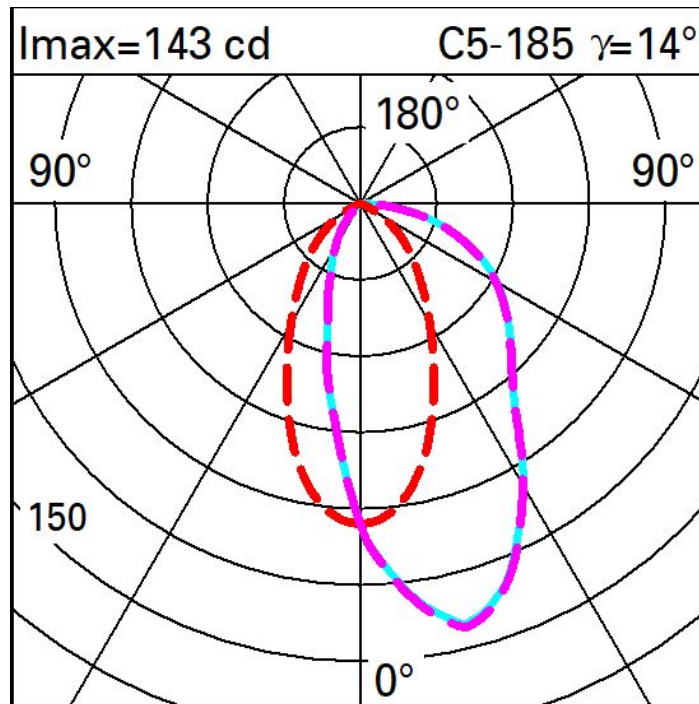
On the visible part of the product once installed



Technical data

Im system:	148	Colour temperature [K]:	2700
W system:	5.9	MacAdam Step:	2
Im source:	530	Life Time LED 1:	> 50,000h - L80 - B10 (Ta 25°C)
W source:	5.9	Lamp code:	LED
Luminous efficiency (Im/W, real value):	25.2	Number of lamps for optical assembly:	1
Im in emergency mode:	-	ZVEI Code:	LED
Total light flux at or above an angle of 90° [Lm]:	0	Number of optical assemblies:	1
Light Output Ratio (L.O.R.) [%]:	28	LED current [mA]:	700
CRI (minimum):	90		

Polar



Illuminances

Lux													Wall distance = 1m	
3														
	0.1	0.2	0.8	4	16	33	16	4	0.8	0.2	0.1			
2	0.2	0.7	2	6	16	26	16	6	2	0.7	0.2			
	0.5	1	3	6	12	17	12	6	3	1	0.5			
1	0.6	1	2	5	9	11	9	5	2	1	0.6			
	0.6	1	2	4	6	7	6	4	2	1	0.6			
0														
	m	-2	-1	0	1	2	3							