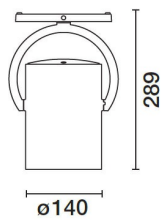


Last information update: May 2024

Product configuration: P079

P079: spotlight- neutral white - 30° optic

**Product code**P079: spotlight- neutral white - 30° optic **Attention! Code no longer in production****Technical description**

Pendant luminaire equipped with a three-phase adapter for electrified tracks or a base, made of die-cast aluminium and thermoplastic material. The pendant system consists of steel cables L=2000 that provide a simple mechanical anchoring system. Having been rotated and tilted, the luminaire can be locked mechanically in position to ensure efficient light aiming (during maintenance operations too). Mechanical aiming locks both for rotation about the vertical axis and tilting relative to the horizontal plane. Equipped with electronic ballast. Luminaire complete with C.O.B. technology LED unit in neutral white colour 4,000K. Option of installing a flat accessory that can be either an elliptical distribution refractor, a soft lens filter or a louver.

Installation

pendant on an electrified track or special base

Colour

White (01) | Black (04) | White / Chrome (E4)

Weight (Kg)

2.4

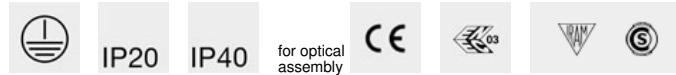
Mounting

three circuit track

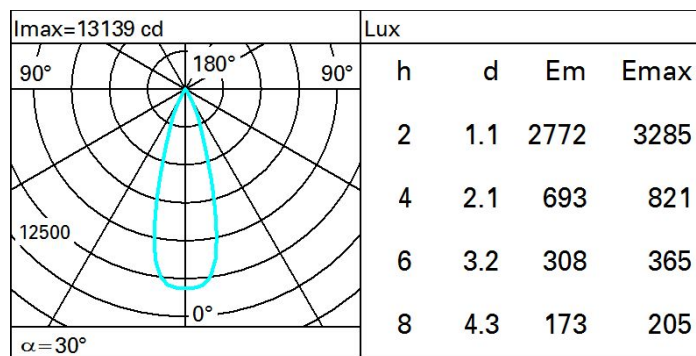
Wiring

product complete with electronic components

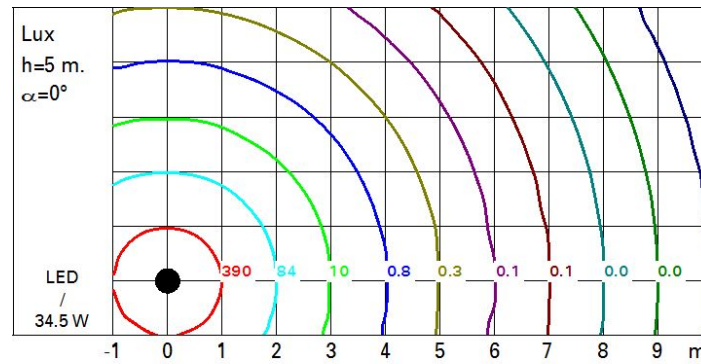
Complies with EN60598-1 and pertinent regulations

**Technical data**

Im system:	4020.3	CRI:	80
W system:	34.5	Colour temperature [K]:	4000
Im source:	5100	MacAdam Step:	2
W source:	31	Life Time LED 1:	> 50,000h - L80 - B10 (Ta 25°C)
Luminous efficiency (Im/W, real value):	116.5	Lamp code:	LED
Im in emergency mode:	-	Number of lamps for optical assembly:	1
Total light flux at or above an angle of 90° [Lm]:	0	ZVEI Code:	LED
Light Output Ratio (L.O.R.) [%]:	79	Number of optical assemblies:	1
Beam angle [°]:	30°		

Polar

Isolux



UGR diagram

Corrected UGR values (at 5100 lm bare lamp luminous flux)											
Reflect.:		viewed crosswise					viewed endwise				
ceiling		0.70	0.70	0.50	0.50	0.30	0.70	0.70	0.50	0.50	0.30
walls		0.50	0.30	0.50	0.30	0.30	0.50	0.30	0.50	0.30	0.30
work pl.		0.20	0.20	0.20	0.20	0.20	0.20	0.20	0.20	0.20	0.20
Room dim		viewed crosswise					viewed endwise				
x	y										
2H	2H	4.3	4.8	4.6	5.0	5.3	4.3	4.8	4.6	5.0	5.3
	3H	4.5	5.0	4.8	5.2	5.5	4.3	4.7	4.6	5.0	5.3
	4H	4.6	5.0	4.9	5.3	5.6	4.3	4.7	4.6	5.0	5.3
	6H	4.7	5.1	5.1	5.5	5.8	4.2	4.6	4.6	4.9	5.3
	8H	4.8	5.2	5.1	5.5	5.8	4.2	4.6	4.6	4.9	5.2
	12H	4.8	5.2	5.2	5.5	5.9	4.2	4.5	4.5	4.9	5.2
4H	2H	4.3	4.7	4.6	5.0	5.3	4.6	5.0	4.9	5.3	5.6
	3H	4.6	4.9	4.9	5.3	5.6	4.7	5.1	5.1	5.4	5.8
	4H	4.8	5.1	5.2	5.5	5.8	4.8	5.1	5.2	5.5	5.8
	6H	5.0	5.3	5.4	5.7	6.1	4.8	5.1	5.2	5.5	5.9
	8H	5.1	5.4	5.5	5.8	6.2	4.8	5.1	5.2	5.5	5.9
	12H	5.1	5.4	5.6	5.8	6.3	4.8	5.0	5.2	5.4	5.9
8H	4H	4.8	5.1	5.2	5.5	5.9	5.1	5.4	5.5	5.8	6.2
	6H	5.1	5.4	5.6	5.8	6.3	5.2	5.4	5.7	5.9	6.4
	8H	5.3	5.5	5.8	5.9	6.4	5.3	5.5	5.8	5.9	6.4
	12H	5.4	5.6	5.9	6.0	6.6	5.3	5.5	5.8	6.0	6.5
12H	4H	4.8	5.0	5.2	5.4	5.9	5.1	5.4	5.6	5.8	6.3
	6H	5.1	5.3	5.6	5.8	6.3	5.3	5.5	5.8	6.0	6.5
	8H	5.3	5.5	5.8	6.0	6.5	5.4	5.6	5.9	6.0	6.6
Variations with the observer position at spacing:											
S =		1.0H	3.9 / -2.1				3.9 / -2.1				
		1.5H	6.3 / -2.5				6.3 / -2.5				
		2.0H	8.2 / -2.7				8.2 / -2.7				