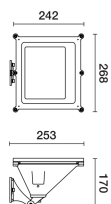


Last information update: June 2025

Product configuration: 797A.01

797A.01: Floodlight with arm and swivel joint – Neutral White – Integrated power supply - DALI-2 - 42W 5380lm - 4000K - White

**Product code**

797A.01: Floodlight with arm and swivel joint – Neutral White – Integrated power supply - DALI-2 - 42W 5380lm - 4000K - White

Technical description

Floodlight designed to use LED lamps and an ST1 optic. Consisting of an optical assembly, an arm with a swivel joint and a glass-holding frame in aluminium alloy, subjected to a multi-step, pre-treatment process, in which the main phases are degreasing, fluorozirconation and sealing. The following painting stage consists of a primer and a liquid acrylic paint, cured at 150°C, with a high level of weather and UV ray resistance. Transparent, 4mm thick, tempered sodium-calcium closing glass. The gasket is in black silicone. The product includes a Neutral White monochrome circuit with a White Optismart Lens optical system. The electronic DALI-2 power supply is integrated in the product and compatible with remote management systems. The frame includes steel retaining cables. The arm with the swivel joint allows the luminaire to be adjusted vertically by 145° and horizontally by 360°. The product is supplied with a nickel-plated brass cable clamp and an outlet cable L=7m long. All external screws used are made of A2 stainless steel.

Installation

The product can be floor, wall or ceiling-mounted using an arm with a swivel joint to be mounted using screw anchors for concrete, cement and solid brick. It can also be pole-mounted using a steel flange or on minimum poles connected via a minimal flange using the interface to be purchased separately (code XA15).

Colour

White (01)

Weight (Kg)

3.04

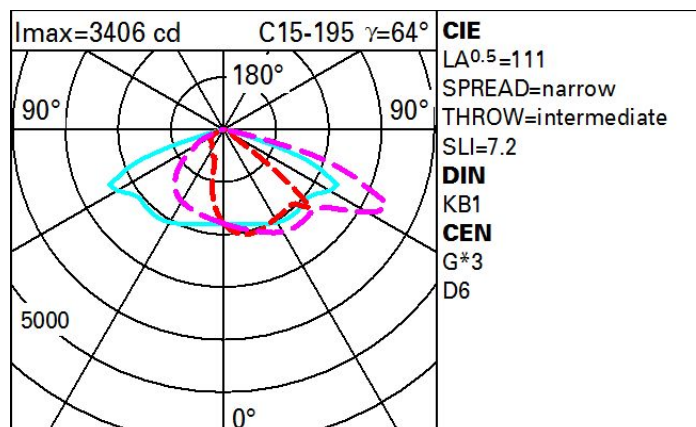
Mounting

wall arm|wall surface|ceiling surface

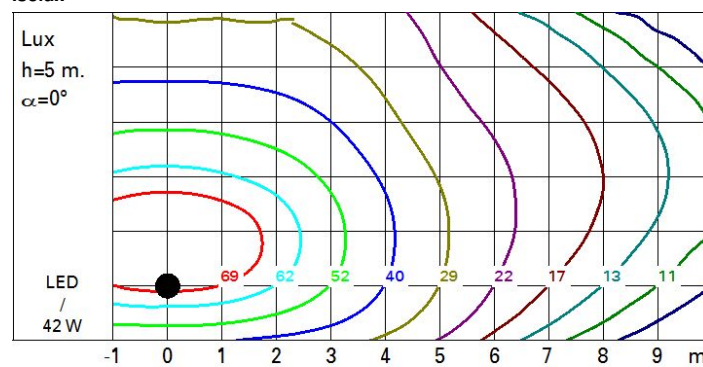
Complies with EN60598-1 and pertinent regulations

**Technical data**

lm system:	5380	Life Time LED 2:	100,000h - L90 - B10 (Ta 40°C)
W system:	42	Lamp code:	LED
lm source:	-	Number of lamps for optical assembly:	1
W source:	-	ZVEI Code:	LED
Luminous efficiency (lm/W, real value):	128.1	Number of optical assemblies:	1
lm in emergency mode:	-	Intervallo temperatura ambiente:	from -40°C to 35°C.
Total light flux at or above an angle of 90° [Lm]:	0	Power factor:	See installation instructions
Light Output Ratio (L.O.R.) [%]:	100	Inrush current:	21 A / 300 µs
CRI (minimum):	80	Maximum number of luminaires of this type per miniature circuit breaker:	B10A: 13 luminaires B16A: 21 luminaires C10A: 21 luminaires C16A: 35 luminaires
Colour temperature [K]:	4000	Overvoltage protection:	10kV Common mode & 6kV Differential mode
MacAdam Step:	3	Control:	DALI-2
Life Time LED 1:	100,000h - L90 - B10 (Ta 25°C)		

Polar

Isolux



Utilisation factors

