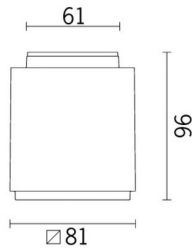



Last information update: April 2024

**Product configuration: BK34**

BK34: Outdoor ceiling-mounted luminaire - Warm white LED - with integrated electronic ballast Vin=100-240V ac - Flood optic

**Product code**

BK34: Outdoor ceiling-mounted luminaire - Warm white LED - with integrated electronic ballast Vin=100-240V ac - Flood optic

**Technical description**

Direct light outdoor ceiling-mounted luminaire, designed to use warm white LED lamps, with flood optic. For ceiling-mounting using the special stainless steel plate. The luminaire consists of an optical assembly, upper cap and plate for fixing to the ceiling. The optical assembly and upper cap are made of die-cast aluminium alloy coated with liquid acrylic paint (grey finish) or textured liquid paint (white finish) with a high level of resistance to weather and UV rays. Transparent tempered sodium - calcium safety glass with customised grey serigraphy, 4 mm thick, joined to the optical assembly with silicone. Aisi 30 stainless steel ceiling plate. There is a polyamide PG11 double cable gland, suitable for power cables  $\varnothing$  6.5-11 mm. For electric connection the product is equipped with a plastic box with three 2-pin quick-coupling terminals for cables with max. cross-section 4 mm<sup>2</sup>. Electronic circuit with warm white LED, optics with lens made of thermoplastic material (methacrylate) and a black polycarbonate multi-groove ring for visual comfort. With integrated electronic ballast Vin=100-240Vac 50/60Hz. All external screws used are made of A2 stainless steel. The luminaire technical characteristics conform to EN60598-1 standards and particular requirements.

**Installation**

For ceiling-mounting using the special stainless steel plate. Secure using screw anchors for concrete, cement and solid brick.

**Colour**

White (01) | Black (04) | Grey (15) | Rust Brown (F5)

**Weight (Kg)**

0.92

**Mounting**

ceiling surface

**Wiring**With integrated electronic ballast Vin=100-240Vac 50/60Hz. Polyamide PG11 double cable gland for pass-through wiring, suitable for power cables  $\varnothing$  6.5-11 mm.**Notes**

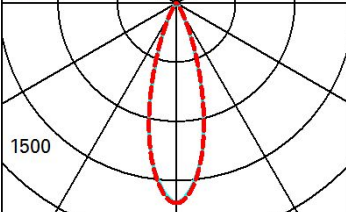
Product complete with LED lamp.

Complies with EN60598-1 and pertinent regulations

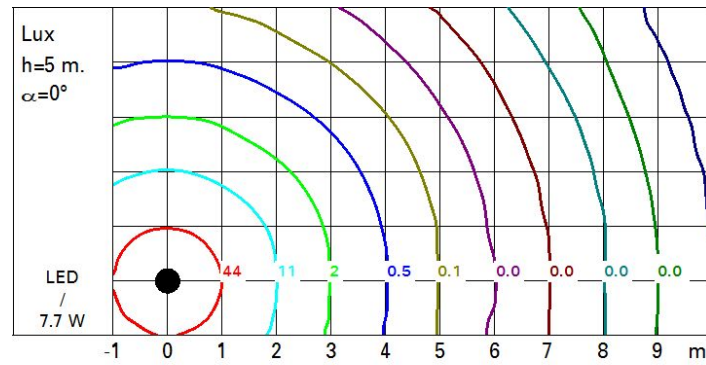
**Technical data**

Im system:	527	MacAdam Step:	3
W system:	7.7	Life Time LED 1:	100,000h - L80 - B10 (Ta 25°C)
Im source:	810	Life Time LED 2:	100,000h - L80 - B10 (Ta 40°C)
W source:	6.2	Lamp code:	LED
Luminous efficiency (Im/W, real value):	68.4	Number of lamps for optical assembly:	1
Im in emergency mode:	-	ZVEI Code:	LED
Total light flux at or above an angle of 90° [Lm]:	0	Number of optical assemblies:	1
Light Output Ratio (L.O.R.) [%]:	65	Intervalllo temperatura ambiente:	from -30°C to 50°C.
Beam angle [°]:	30°	Power factor:	See installation instructions
CRI (minimum):	80	Overvoltage protection:	2kV Common mode & 1kV Differential mode
Colour temperature [K]:	3000		

**Polar**

Imax=1685 cd		C90-270		Lux				
90°	180°	90°		h	d1	d2	Em	Emax
				2	1.1	1.1	330	421
				4	2.1	2.1	82	105
				6	3.2	3.2	37	47
				8	4.3	4.3	21	26
$\alpha=30^\circ$								

## Isolux



## UGR diagram

Corrected UGR values (at 810 lm bare lamp luminous flux)											
Riflect.: ceil/cav walls work pl. Room dim x y		0.70	0.70	0.50	0.50	0.30	0.70	0.70	0.50	0.50	0.30
		0.50	0.30	0.50	0.30	0.30	0.50	0.30	0.50	0.30	0.30
		0.20	0.20	0.20	0.20	0.20	0.20	0.20	0.20	0.20	0.20
		viewed crosswise					viewed endwise				
2H	2H	8.0	8.6	8.3	8.8	9.0	7.8	8.4	8.1	8.6	8.9
	3H	7.9	8.4	8.2	8.7	8.9	7.7	8.2	8.0	8.5	8.8
	4H	7.8	8.3	8.2	8.6	8.9	7.7	8.1	8.0	8.4	8.7
	6H	7.7	8.2	8.1	8.5	8.8	7.6	8.0	7.9	8.3	8.6
	8H	7.7	8.1	8.1	8.5	8.8	7.5	8.0	7.9	8.3	8.6
	12H	7.7	8.1	8.1	8.4	8.8	7.5	7.9	7.9	8.2	8.6
4H	2H	7.8	8.3	8.1	8.6	8.9	7.7	8.1	8.0	8.4	8.7
	3H	7.7	8.1	8.1	8.4	8.8	7.5	7.9	7.9	8.3	8.6
	4H	7.6	8.0	8.0	8.3	8.7	7.5	7.8	7.9	8.2	8.6
	6H	7.5	7.8	8.0	8.2	8.7	7.4	7.7	7.8	8.1	8.5
	8H	7.5	7.8	7.9	8.2	8.6	7.3	7.6	7.8	8.0	8.5
	12H	7.4	7.7	7.9	8.1	8.6	7.3	7.5	7.7	8.0	8.4
8H	4H	7.5	7.8	7.9	8.2	8.6	7.3	7.6	7.8	8.0	8.5
	6H	7.4	7.6	7.9	8.1	8.6	7.2	7.5	7.7	7.9	8.4
	8H	7.3	7.5	7.8	8.0	8.5	7.2	7.4	7.7	7.9	8.4
	12H	7.3	7.5	7.8	8.0	8.5	7.1	7.3	7.6	7.8	8.3
12H	4H	7.4	7.7	7.9	8.1	8.6	7.3	7.5	7.7	8.0	8.4
	6H	7.3	7.5	7.8	8.0	8.5	7.2	7.4	7.7	7.9	8.4
	8H	7.3	7.5	7.8	8.0	8.5	7.1	7.3	7.6	7.8	8.3
Variations with the observer position at spacing:											
S =	1.0H	5.0 / -9.1					5.2 / -9.1				
	1.5H	7.8 / -11.3					8.0 / -11.1				
	2.0H	9.8 / -12.7					9.9 / -12.5				