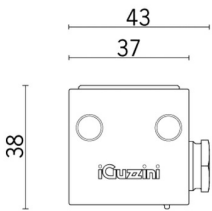



Letzte Aktualisierung der Informationen: Oktober 2024

Produktkonfiguration: BY33

BY33: Mini - Wall-/Ceiling-mounted - Neutral White LED - 24V/500mA dc - L=1020mm - 20° Medium Optic

**Produktcode**

BY33: Mini - Wall-/Ceiling-mounted - Neutral White LED - 24V/500mA dc - L=1020mm - 20° Medium Optic

Beschreibung

Direct light luminaire, designed to use monochrome LED lamps. Ceiling- and wall-mounted. Consists of a body and supports for installation (to be ordered separately). Extruded aluminium body, with zamak die-cast end caps complete with silicone gaskets. Coated with liquid acrylic paint with a high level of weather and UV ray resistance. The top of the optical assembly is closed by a 3 mm thick transparent glass screen, fixed with silicone. Complete with multi-LED power plate in Neutral White with 24V/500mA dc electronic circuit (power supply to be ordered separately); 24V/500mA smart driver allowing constant light flow emission despite variations in the input voltage (from 30V dc to 16V dc). Fitted with satin-finish polycarbonate film and optics with plastic (methacrylate) lens for 20° MEDIUM lighting. All external screws used are made of A2 stainless steel. The luminaire technical characteristics conform to EN 60598-1 standards and particular requirements.

Installation

The following accessories are available for installation: adjustable wall-mounted arms in AISI304 stainless steel (L=83mm code BZJ9, 200mm code BZJ8) and a plate for surface- or ceiling-mounting made of anodised aluminium (BZJ6).

Farben

Grau (15)

Gewicht (Kg)

1.59

Montage

Wandanbauleuchte|Deckenanbauleuchte

Verkabelung

The product is supplied with a single nickel-plated brass cable gland PG9 and a 2x1mm² PVC and polyurethane outlet cable, 2000mm long. For the electrical connection there is an IP68 linear connector (BZK6) and an IP67 junction box with quick-coupling terminals (BZK7). 24V/500mA dc electronic ballasts to be ordered separately: 32W (BZA0), 25W (K980), and 35W (BZM4)

Anmerkungen

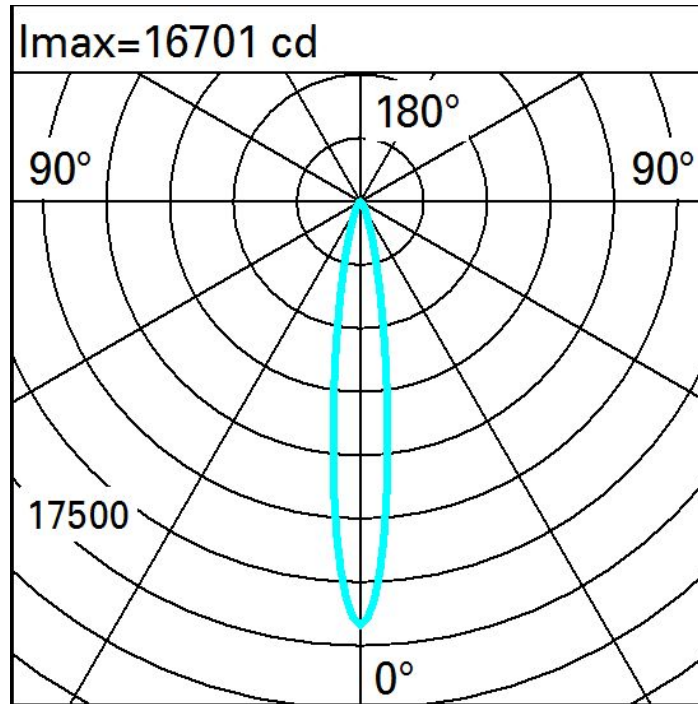
Product complete with LED lamp.

Gemäß der Normen EN60598-1 u. Sondernormen

**Technische Daten**

Im System:	2112	MacAdam Step:	3
W System:	36	Lebensdauer LED 1:	65,000h - L80 - B10 (Ta 25°C)
Im Lichtquelle:	3300	Lebensdauer LED 2:	65,000h - L80 - B10 (Ta 40°C)
W Lichtquelle:	36	Eingangsspannung [V]:	36
Lichtausbeute (lm/W, Systemwert):	58.7	Lampencode:	LED
Im im Notlichtbetrieb:	-	Anzahl Lampen in Leuchtgehäuse:	1
abgegebener Lichtstrom bei/ über einem Winkel von 90° [lm]:	0	ZVEI-Code:	LED
Leuchtenbetriebswirkungsgrad 64 (L.O.R.) [%]:		Anzahl Leuchtgehäuse:	1
Abstrahlwinkel [°]:	14°	Operativer Umgebungstemperaturbereich:	von -30°C von 50°C.
CRI (minimum):	80	LED Strom [mA]:	500
Farbtemperatur [K]:	4000		

Polardiagramm



Beleuchtungen

Lux

Wall distance = 1m

3						●						
	0.1	0.2	0.6	2	5	8	5	2	0.6	0.2	0.1	
2	0.3	0.7	2	5	14	23	14	5	2	0.7	0.3	
	0.5	1	3	10	27	42	27	10	3	1	0.5	
1	0.8	2	5	15	32	46	32	15	5	2	0.8	
	1	3	7	16	30	46	30	16	7	3	1	
0												
	m	-2	-1	0	1	2	3					