


Last information update: October 2023

Product configuration: BB10

BB10: Single wall- mounted up light or down light white

**Product code**BB10: Single wall- mounted up light or down light white **Attention! Code no longer in production****Technical description**

Wall- or ceiling-mounted luminaire designed to use white LED light sources with flood optic. The product is made up of a support base and a screen. The base is made of die-cast aluminium EN1706AC 46100LF and is subjected to a phosphochromatisation process with double primer and 120°C passivation. The liquid acrylic paint is baked at 150°C and ensures high resistance to the external environment and UV rays. The screen is made of ribbed polymethyl-methacrylate. The wall-anchoring plate is made of stainless steel and has dowels M5x10. All screws are made of stainless steel (A2). The product comes complete with the lamp.

Installation

Wall and ceiling installation.

Colour

Grey (15)

Mounting

wall arm

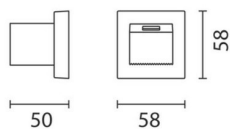
Wiring

Electronic ballast to be ordered separately.

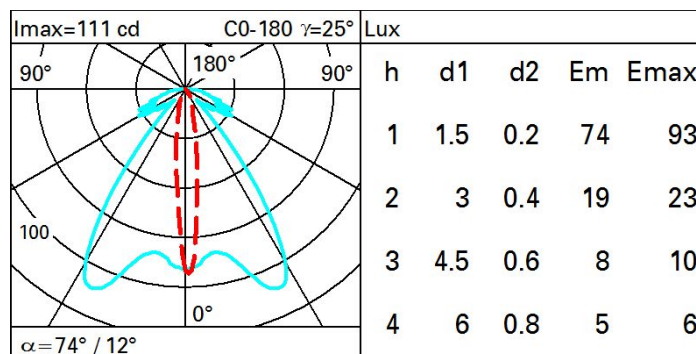
Notes

Complete with lamp. On request available with LED cool white (6700K), red, green and amber.

Complies with EN60598-1 and pertinent regulations

**Technical data**

Im system:	45	MacAdam Step:	4
W system:	1.3	Life Time LED 1:	50,000h - L70 - B20 (Ta 25°C)
Im source:	94	Ballast losses [W]:	0.1
W source:	1.2	Voltage [Vin]:	4
Luminous efficiency (Im/W, real value):	34.6	Lamp code:	LED
Im in emergency mode:	-	Number of lamps for optical assembly:	1
Total light flux at or above an angle of 90° [Lm]:	0	ZVEI Code:	LED
Light Output Ratio (L.O.R.) [%]:	48	Number of optical assemblies:	1
Beam angle [°]:	74° / 12°	Intervallo temperatura ambiente:	from -20°C to +35°C.
CRI (minimum):	75	LED current [mA]:	350
Colour temperature [K]:	4200		

Polar

Isolux

